

Date: 16 March 2026
Your ref:
Our ref: PL-202603029

Architectural Services Department
40/F, Queensway Government offices
66 Queensway, Hong Kong

Attn: Mr. Vincent Kwok

Dear Mr. Kwok,

**Re: Contract No. SS K/509
Provision of Independent Environmental Checker Consultancy for Design
and Construction of Kong Nga Po Police Training Facilities
Verification of Monthly EM&A Report (February 2026)**

Reference is made to the submission of Monthly EM&A Report (February 2026) (Version 1.0) on 12 March 2026 by email and subsequent revision (Version 1.1) on 13 March 2026.

Please be informed that we have no adverse comments on the Monthly EM&A Report (February 2026) (Version 1.1). We hereby verify the report is in accordance with Condition 3.1 of Environmental Permit No. FEP-01/510/2016.

Thank you for your attention.

Yours sincerely,
For and on behalf of
Acuity Sustainability Consulting Limited



Ir Y.H. LAW
Independent Environmental Checker

c.c. Ka Shing Management Consultancy Ltd.

**Provision of Environmental Team consultancy
for Design and Construction of Kong Nga Po Police
Training Facilities (Programme No. 279LP)**

**Monthly Environmental Monitoring and
Audit Report for February 2026
(Version 1.1)**

Disclaimer

The information provided in this report is for presentation. All information in the report is provided in good faith, and every effort has been made for the information contained herein at the time of publication. However, our company disclaims all responsibilities and liabilities for incompleteness within this report.

**Ka Shing Management Consultant Ltd. www.ka-shign.net
Unit 2, 13/F Kai Yue Commercial Building, 2C Argyle St,
Mong Kok, Kowloon**

Our ref: 13-3-2026

13-3-2026

By email: kwokhw@archsd.gov.hk

Architectural Services Department
40/F, High Block, Queensway Government Offices,
66 Queensway, Hong Kong
(Attn: Mr. Vincent Kwok)

Dear Mr. Kwok,

Re: Quotation No. PMB202/8480/2022/A01/A
Provision of Environmental Team consultancy for Design and Construction of Kong Nga Po
Police Training Facilities (Programme no. 279LP)
-Submission of the monthly EM&A report in February 2026

We refer to the Environmental Permit No. FEP-01/510/2016 for the captioned project.

Subject to the accuracy and authenticity of all the information provided to us, we hereby certify, in accordance with Conditions 3.4 of Environmental Permit No. FEP-01/510/2016, that the information is a representation of what it signifies.

Thank you very much for your attention and please feel free to contact Mr. Lee at 9382 4204 should you require further information.

Yours faithfully,

For and on behalf of
Ka Shing Management Consultant Limited



Mr. W. H. Lee
Environmental Team Leader

Table of Contents

	Page No.
EXECUTIVE SUMMARY	
Introduction	5
Environmental Monitoring and Audit Progress	5
Breaches of Action and Limit Levels	5
Construction Noise	5
Air Quality	6
Ecological Monitoring	6
Environmental Non-Compliance	6
Environmental Complaint	6
Notification of Summons and Successful Prosecutions	6
Reporting Changes	6
Future Key Issues	6-7
1 INTRODUCTION	
Purpose of the report	8
Structure of the report	8
2 PROJECT INFORMATION	
Background	9
Project Organization	9-10
Summary of Construction Works Undertaken During Reporting Month	10
Construction Programme	10
Status of Environmental Licences, Notifications and Permits	10-11
Summary of EM&A Requirement	11
Status of Compliance with Environmental Permits Conditions	11-12
3 NOISE MONITORING	
Monitoring Requirements	13
Monitoring Location	13
Monitoring Equipment	13-14
Monitoring Parameters, Frequency and Duration	14
Monitoring Methodology and QA/QC Procedures	14-15
Maintenance and Calibration	15
Results and Observations	15-16
Event and Action Plan	16
4 AIR QUALITY MONITORING	
Monitoring Requirements	17
Monitoring Location	17
Monitoring Equipment	17-18
Monitoring Parameters, Frequency and Duration	18
Monitoring Methodology and QA/QC Procedure	18-19
Results and Observations	19-20
Event and Action Plan	20
5 LANDSCAPE AND VISUAL MONITORING	
Monitoring Requirements	21

6	ECOLOGICAL MONITORING	
	Monitoring of Flora Species of Conservation Interest	22
	Post-Transplantation Monitoring and Maintenance Programme	22-23
	Results and Observations	23-24
	Precautionary Measure for Butterfly Species of Conservation Interest	24
	Precautionary Measures to Minimize Indirect Disturbance on Ecology	24
7	ENVIRONMENTAL SITE INSPECTION	
	Site Audits	25-26
	Implementation Status of Environmental Mitigation Measures	26
	Solid and Liquid Waste Management Status	26-27
8	ENVIRONMENTAL NON-CONFORMANCE	
	Summary of Exceedances	28
	Summary of Environmental Non-Compliance	28
	Summary of Environmental Complaint	28
	Summary of Environmental Summon and Successful Prosecution	28
9	FUTURE KEY ISSUES	
	Key Issues in the Coming Three Months	29-30
	Monitoring Schedule for the Next Month	30
10	CONCLUSIONS AND RECOMMENDATIONS	
	Conclusions	31
	Recommendations	31-32

LIST OF TABLES

Table I	Summary Table for EM&A Activities in the Reporting Month
Table II	Summary Table for Events Recorded in the Reporting Month
Table 2.1	Key Contacts of the Project
Table 2.2	Status of Environmental Licences, Notifications and Permits (Contract No. SSK509)
Table 2.3	Summary Table for Status of Compliance / Required Submission
Table 3.1	Location for Noise Monitoring Stations
Table 3.2	Noise Monitoring Equipment
Table 3.3	Noise Monitoring Parameters, Duration and Frequency
Table 3.4	Summary Table of Noise Monitoring Results during the Reporting Month
Table 3.5	Observation at Noise Monitoring Stations
Table 4.1	Location for Air Quality Monitoring Locations
Table 4.2	Air Quality Monitoring Equipment
Table 4.3	Impact Dust Monitoring Parameters, Frequency and Duration
Table 4.4	Summary Table of 1-hour TSP Monitoring Results during the Reporting Month
Table 4.5	Observation at Dust Monitoring Stations
Table 5.1	Observations and Recommendations of Site Audit

LIST OF FIGURES

- Figure 1 Site Layout Plan
Figure 2 Location of Air Quality Monitoring Stations
Figure 3 Location of Noise Monitoring Stations

LIST OF APPENDICES

- Appendix A Construction Programme and Proactive Environmental Protection Proforma
Appendix B Action and Limit Levels
Appendix C Copies of Calibration Certificates
Appendix D Environmental Monitoring Schedules
Appendix E Air Quality Monitoring Results and Graphical Presentation
Appendix F Noise Monitoring Results and Graphical Presentation
Appendix G Weather Condition
Appendix H Ecological Monitoring Records
Appendix I Event Action Plans
Appendix J Summary of Exceedance
Appendix K Environmental Mitigation Implementation Schedule (EMIS)
Appendix L Waste Generation in the Reporting Month
Appendix M Complaint Log
Appendix N Summary of Successful Prosecution
Appendix O The potential seriousness of the forthcoming environmental impacts and the use of machineries
Appendix P A List of Machineries Used in Construction Site
Appendix Q Wastewater Discharge Layout Plan

EXECUTIVE SUMMARY

Introduction

- E1. This document represents the 35th monthly report detailing the Environmental Monitoring and Audit (EM&A) activities for the Kong Nga Po Police Facilities Project, which operates under Environmental Permit No. FEP-01/510/2016. This report was prepared by Ka Shing Management Consultant Ltd. (Ka Shing) under “Service Contract Quotation No. PMB202/8480/2022/A01/A Provision of Environmental Team consultancy for Design and Construction of Kong Nga Po Police Training Facilities” (hereinafter called the “Service Contract”). The report encapsulates the EM&A activities and findings carried out between the 1st and 28th of February 2026.
- E2. On the 23rd of December 2022, a section of the construction site was transferred to the Architectural Services Department (ArchSD), which assumed responsibility for the building’s construction. Furthermore, ArchSD has taken on the role of maintenance agent for the Hong Kong Police Force (HKPF) throughout the operational phase.
- E3. In the month covered by this report, the Project of Police Facilities at Kong Nga Po, which operates under Environmental Permit No. FEP-01/510/2016, engaged in the following contractual work: Contract No. SSK509, which encompasses the design and construction of the Kong Nga Po Police Training Facilities.

Environmental Monitoring and Audit Progress

- E4. A summary of the EM&A activities in this reporting month is listed in **Table I** below:

Table I Summary Table for EM&A Activities in the Reporting Month

EM&A Activities	Date
Noise Monitoring	2, 13, 16, 27 February 2026
Air Quality Monitoring	2, 7, 13, 16, 21, 27 February 2026
Environmental Site Inspection	2, 13, 16, 27 February 2026
Ecological Monitoring	2, 26 February 2026
Landscape & Visual Inspection	2, 13, 16, 27 February 2026

Breaches of Action and Limit Levels

- E5. Summary of the environmental exceedances of the reporting month is tabulated in **Table II**.

Construction Noise

- E6. During the reporting month, the planned noise monitoring for construction took place as scheduled, with no recorded incidents of the Action/Limit Levels being exceeded.

Air Quality

E7. Throughout the reporting period, all planned air quality monitoring associated with construction was executed, and there were no recorded instances where the Action/Limit Levels were surpassed.

Table II Summary Table for Events Recorded in the Reporting Month

Environmental Monitoring	Parameter	No. of Non-Project related Exceedances		No. of Exceedance related to the Construction Works of the Contract		Action Taken
		Action Level	Limit Level	Action Level	Limit Level	
Noise	$L_{eq}(30min)$	0	0	0	0	N/A
Air Quality	1-hr TSP	0	0	0	0	N/A

Ecological Monitoring

E8. The ecological monitoring slated for the reporting month was conducted according to schedule. Details of the findings from this ecological monitoring for the respective period are available in **Appendix H**.

Environmental Non-Compliance

E9. During the reporting month, no environmental compliance violations were documented.

Environmental Complaint

E10. No environmental complaints were recorded during the reporting period. In the event of any complaints, they would be documented in the Complaint Log found in **Appendix M**.

Notification of Summons and Successful Prosecutions

E11. Throughout the month covered in this report, there were no instances of receiving notifications regarding summons or confirmations of successful prosecutions.

Reporting Changes

E12. On the 23rd of December 2022, a section of the construction site was handed over to the Architectural Services Department (ArchSD). ArchSD has taken on the task of overseeing the construction activities for the building. This Monthly Environmental Monitoring and Audit (EM&A) Report offers a summary of the site operations and the status of the environmental safeguards being implemented under the contract with ArchSD.

Future Key Issues

E13. The major site activities for the coming three months include:

1. Open cut excavation
2. Removal of soil

3. Construction of substructure and superstructure
4. Installation of structural steelworks for 25m baffle range
5. Backfilling
6. U.U. Lead in and Pipe Duct Connection
7. E&M installation

E14. The aforementioned construction activities could potentially lead to environmental impacts, with the primary concerns centered around construction dust, noise, water quality, and waste management. For detailed information, please refer to **Appendix A** regarding the anticipated major impacts from the construction works and corresponding recommended mitigation measures.

1 INTRODUCTION

- 1.1 The ArchSD has commissioned Ka Shing Management Consultant Ltd. (Ka Shing) as the Environmental Team (ET) to conduct the Environmental Monitoring and Audit (EM&A) activities for the Kong Nga Po Police Facilities Project, as dictated by Environmental Permit No. FEP-01/510/2016.
- 1.2 The main construction activities for the Project began on the 3rd of July, 2020, and the primary location at Kong Nga Po was handed over to the ArchSD on the 23rd of December, 2022. The ArchSD has assumed control over the building construction tasks and will serve as the maintenance representative for the Hong Kong Police Force (HKPF) once the project is operational.

Purpose of the report

- 1.3 This document constitutes the 34th EM&A Report, offering a consolidated overview of the monitoring outcomes for impacts and the audit results from the EM&A program over the reporting interval spanning from the 1st and 28th of February 2026.

Structure of the report

- 1.4 The structure of the report is as follows:
- Section 1: Introduction
 - Section 2: Project Information
 - Section 3: Noise Monitoring
 - Section 4: Air Quality Monitoring
 - Section 5: Landscape and Visual Monitoring
 - Section 6: Ecological Monitoring
 - Section 7: Environmental Site Inspection.
 - Section 8: Environmental Non-conformance
 - Section 9: Future Key Issues
 - Section 10: Conclusions and Recommendations

2 PROJECT INFORMATION

Background

- 2.1 The Project mainly includes construction and operation of various police facilities. The police facilities include:
- (i) a helipad;
 - (ii) two firing ranges; and
 - (iii) other facilities, associated infrastructure & utilities, etc.
- 2.2 The Project falls under the category of a Designated Project as defined by the Environmental Impact Assessment Ordinance (EIAO). In October 2016, an Environmental Impact Assessment (EIA) Report (Report No.: AEIAR-201/2016) was approved for the Project in accordance with the EIA Study Brief (No. ESB-276/2014) and the Technical Memorandum on Environmental Impact Assessment Process (EIAO-TM). The corresponding Environmental Permit (EP no.: FEP-01/510/2016) was issued by the Director of Environmental Protection (DEP).
- 2.3 As per the approved Environmental Monitoring and Audit (EM&A) Manual, a comprehensive air quality and noise monitoring program is recommended during the construction phases of the Project to assess and monitor potential dust and noise nuisances. Prior to the commencement of the Project's construction works, baseline air quality and noise monitoring were conducted by the previous Environmental Team (Wellab Limited) from 14th March, 2020, to 2nd April, 2020, to establish the pre-existing conditions at designated sensitive receivers.
- 2.4 **Figure 1** displays the site layout plan for the Project.

Project Organization

- 2.5 Various stakeholders with varying degrees of participation are part of the Project's organizational structure under Environmental Permit number: FEP-01/510/2016, which includes:
- Project Proponent – Architectural Services Department (ArchSD)
 - Contractor – China State JV
 - Environmental Team (ET) – Ka Shing Management Consultant Ltd.
 - Independent Environmental Checker (IEC) – Acuity Sustainability Consulting Limited
- 2.6 **Table 2.1** summarizes the contact information for key personnel associated with Quotation No. PMB202/8480/2022/A01/A and additional contacts linked with the ArchSD Contract No. SSK509.

Table 2.1 Key Contacts of the Project

Party	Role	Contact Person	Phone No.	Fax No.
Architectural Services Department	Project Proponent	Mr. Vincent Kwok	2867 3939	3542 5223

Contractor (China State JV)	Site Agent	Mr. Kelvin Chan	6272 8828	2866 6325
	Environmental Officer	Ms. Marian Kong	6174 9735	
		Mr. LuLu Mar	5998 8852	
Ka Shing Management Consultant Ltd.	ETL	Mr. W.H. Lee	2618 2166	2120 7752
Acuity Sustainability Consulting Limited	IEC	Ir. Y.H. Law	2698 6833	2698 9383

Summary of Construction Works Undertaken During Reporting Month

2.7 Significant site activities conducted on-site during the reporting month comprised:

1. Open cut excavation
2. Removal of soil
3. Construction of substructure and superstructure
4. Construction of fence wall and boundary wall
5. Installation of structural steelworks for 25m baffle range
6. Backfilling
7. U.U. Lead in and Pipe Duct Connection
8. E&M installation

Construction Programme

2.8 **Appendix A** contains a version of the Contractors' construction schedules. The primary site activities planned by the Contractor for the upcoming three months have been examined. In **Appendix O**, the expected environmental impacts' potential severity and the deployment of equipment have been evaluated. This appendix additionally provides the Contractor with recommendations and insights on alternative approaches aimed at raising environmental consciousness, refining practices on the construction site, and fostering environmental improvements.

2.9 **Table 2.2** presents a consolidated overview of the pertinent environmental protection permits, licenses, and/or notifications associated with this Project.

Table 2.2 Status of Environmental Licences, Notifications and Permits

Permit / Licence No.	Valid Period		Status
	From	To	
Further Environmental Permit (FEP)			
FEP-01/510/2016	N/A	N/A	Valid
Construction Noise Permit (CNP)			
GW-RN1298-25	10-11-2025	09-03-2026	Valid
CNP Renewal			Ref. 10026730
Notification pursuant to Air Pollution Control (Construction Dust) Regulation			

EPD Ref no.: 487864	N/A	N/A	N/A
Billing Account for Construction Waste Disposal			
Account No. 7046289	18-01-2023	N/A	Valid
Registration of Chemical Waste Producer			
WPN5213-641-C4770-01	18-01-2023	N/A	Valid
Effluent Discharge Licence under Water Pollution Control Ordinance			
WT00043663-2023	21-04-2023	30-04-2028	Valid

Summary of EM&A Requirement

2.10 The Environmental Monitoring and Audit (EM&A) program includes the monitoring of construction noise, air quality, ecological conditions, and regular environmental site audits. The specific requirements for the EM&A program are outlined in the following sections:

- Environmental requirements in contract documents;
- Event / Action Plans;
- Environmental mitigation measures, as recommended in the Project EIA study final report;
- All monitoring parameters; and
- Action and Limit levels for all environmental parameters.

Status of Compliance with Environmental Permits Conditions

2.11 **Table 2.3** provides a summary of the adherence to Environmental Permit (EP) No. FEP-01/510/2016 and the necessary submissions connected to this Project as stipulated by the EP.

Table 2.3 Summary Table for Status of Compliance / Required Submission under FEP No. FEP-01/510/2016

FEP Conditions	Submission	Submission Date	Approval Status
1.12	Commencement date of construction of the Project	30/3/2023	*
2.7	Proposal on the Reporting Mechanism and Curriculum Vitae of the IEC	20/3/2023	*
2.10	The date of setting up the Community Liaison Hotline and the contact details	27/2/2023	*
2.11	Management Organization of Main Construction Companies, at least an organization chart, names of responsible persons and their contact details	10/3/2023	*
2.12	Construction Works Schedule and Location Plans	10/3/2023	*
2.13	Layout plan for permeable pavings.	Submitted to EPD on 29/3/2023. Supplementary information submitted to EPD on 23/3/2024. R1 was submitted to ET & IEC on	For approval

		11/9/2025. R-to-C of ET was submitted thru email on 27/11/2025. Revision was submitted to ET on 23/12/2025. Submitted to EPD on 6/1/2026.	
2.14	Landscape and visual mitigation plan	Submitted to EPD on 24/3/2025. R2 was submitted to ArchSD for review on 19/9/2025. R2 was submitted to ET & IEC on 25/11/2025.	For approval
2.16	Plan for perimeter walls/ boundary wall sat project site and sidewalls of firing range	6/12/2024 Supplementary information submitted to EPD by email on 2/5/2025.	For approval
2.19	Submission of Helicopter Flight Plan	1 month before commencement of operation of Helipad	Notification
3.3	Baseline Air Quality and Noise Monitoring Report	30/3/2023	Deposit
4.2	Internet address of a dedicated web site	13/4/2023	*

Remarks: * Approval not required in FEP-01/510/2016

3 NOISE MONITORING

Monitoring Requirements

3.1 Following the EM&A Manual, monitoring of construction noise was performed by measuring the A-weighted equivalent continuous sound pressure level (L_{eq}) to track noise generated by construction operations. Each monitoring station is scheduled for weekly noise assessments, with one set of readings to be taken from 0700 to 1900 hours on typical weekdays. The predefined Action/Limit Levels for the environmental monitoring activities are presented in **Appendix B**.

Monitoring Location

3.2 As per Section 3.2.3 of the EM&A Manual, impact noise monitoring took place at fourteen specified noise monitoring stations. Following the guidelines of the Project's Environmental Impact Assessment (EIA) report, noise monitoring stations situated within a 300-meter radius of the Project's boundary were taken into account. Consequently, six noise monitoring stations identified as relevant monitoring locations are depicted in Figure 3. The specific locations of these noise monitoring stations are detailed in **Table 3.1**.

Table 3.1 Location of Noise Monitoring Stations

Monitoring Station	Location of Measurement
NM9	Village House, Kong Nga Po
NM10	Village House, Kong Nga Po
NM11	Village House, Kong Nga Po
NM12	Village House, Kong Nga Po
NM13	Village House, Kong Nga Po
NM14	Village House, near Man Kam To Road

Monitoring Equipment

3.3 Impact noise monitoring was carried out using Integrating Sound Level Meters. These meters, classified as Type 1, are capable of providing continuous readings of noise levels, including the equivalent continuous sound pressure level (L_{eq}) and percentile sound pressure level (L_x), and they conform to the specifications of International Electrotechnical Commission Publications 651:1979 (Type 1) and 804:1985 (Type 1). The noise monitoring equipment utilized is summarized in **Table 3.2**. The calibration certificates for these devices can be found in **Appendix C**.

Table 3.2 Noise Monitoring Equipment

Equipment	Model	Quantity
Sound Level Meter	BSWA 308	5
Sound Level Meter	Rion NL53	1
Sound Calibrator	SOUNDTEK ST-120	1

Monitoring Parameters, Frequency and Duration

3.4 Table 3.3 encapsulates the variables monitored, the frequency of monitoring, and the total time span of the noise monitoring activities. The schedule for noise monitoring can be located in Appendix D.

Table 3.3 Noise Monitoring Parameters, Duration and Frequency

Monitoring Stations	Parameter	Duration	Frequency	Measurement
NM9	L10(30 min.) dB(A) ^[2]	0700-1900 hrs on normal weekdays	Once per week	Free field ^[1]
NM10				Free field ^[1]
NM11	L90(30 min.) dB(A) ^[2]			Façade
NM12				Façade
NM13	Leq(30 min.) dB(A) ^[2]			Free field ^[1]
NM14				(as six consecutive Leq, 5min readings)

Remarks:

[1]: Correction of +3dB (A) for Free-field Measurement.

[2]: A-weighted equivalent continuous sound pressure level (Leq). It is the constant noise level which, under a given situation and time period, contains the same acoustic energy as the actual time-varying noise level.

L10 is the level exceeded for 10% of the time. For 10% of the time, the sound or noise has a sound pressure level above L10.

L90 is the level exceeded for 90% of the time. For 90% of the time, the noise level is above this level.

Monitoring Methodology and QA/QC Procedures

3.5 The procedures for noise monitoring were conducted in this manner:

- The sound level meter was mounted on a tripod, positioned 1 meter away from the outside of the noise-sensitive facade and at a height of 1.2 meters above ground level;
- To achieve free field measurement conditions, the meter was placed at a distance from any reflective surfaces, and the measured noise levels were then corrected by adding +3 dB(A);
- The battery's condition was examined to guarantee the proper operation of the meter;
- The settings for parameters like frequency weighting, time weighting, and measurement duration were established as detailed below:
 - frequency weighting: A
 - time weighting: Fast

- time measurement: Leq(30 min.) dB(A)
- Noise levels were measured as six consecutive Leq, 5-minute readings during the hours when restrictions did not apply (specifically, from 0700 to 1900 hrs on normal weekdays).
- Calibration of the meter was performed before and after each noise measurement session using a Calibrator set to 94.0 dB at 1000 Hz. Should there be a discrepancy greater than 1.0 dB in calibration levels pre- and post-measurement, the data would be deemed invalid. A repeat measurement would then be necessary following recalibration or repair of the equipment.
- Throughout the monitoring period, parameters such as Leq, L90, and L10 were documented. Observations regarding site conditions and noise origins were also noted on a standard recording form.
- Noise measurements were temporarily halted during instances of significant intrusive noise (for example, barking dogs or helicopter sounds), where feasible. An observation record for the measurement period was to be provided.
- Noise monitoring was suspended in conditions of fog, rain, or when wind speeds were consistently above 5 m/s, or during gusts surpassing 10 m/s. Wind speeds were verified using a portable anemometer capable of measuring speed in meters per second (m/s).

Maintenance and Calibration

- 3.6 Every three months, the microphone head of the sound level meter and the calibrator was gently wiped clean using a soft fabric.
- 3.7 Annually the sound level meter and calibrator underwent inspection and calibration.
- 3.8 Before and after conducting each noise measurement, the precision of the sound level meter must be verified with an acoustic calibrator that produces a set sound pressure level at a specific frequency. Only when the pre- and post-measurement calibration levels are within a 1.0 dB range of each other will the measurements be considered valid.

Results and Observations

- 3.9 **Table 3.4** provides a summary of the noise monitoring outcomes. For an in-depth account and visual depiction of the noise monitoring, refer to **Appendix F**. A summary of the meteorological data for the reporting period is compiled in **Appendix G**.

Table 3.4 Summary Table of Noise Monitoring Results during the Reporting Month

Monitoring Station	Average	Range	Baseline Level	Limit Level
	Leq (30 min) dB(A)	Leq (30 min) dB(A)	dB(A)	dB(A)
NM9 ^[1]	46.0	23.5-65.1	55.9	75
NM10 ^[1]	55.7	46.8-65.1	52.8	
NM11	55.6	43.2-64.8	46.4	
NM12	56.3	34.9-65.8	54.7	
NM13 ^[1]	56.8	45.7-67.7	61.3	
NM14 ^[1]	55.1	31.7-72.0	59.6	

Remarks: [1]: Correction of +3dB (A) for Free-field Measurement.

3.10 Noise monitoring related to construction activities took place according to the planned schedule for the month reported. There were no instances where the Action/Limit Levels were surpassed. A summary of exceedance records for the reporting month can be found in **Appendix J**.

3.11 Based on observations made in the field, the primary sources of noise detected at the allocated noise monitoring stations during the reporting month are as outlined below:

Table 3.5 Observation at Noise Monitoring Stations

Monitoring Station	Major Noise Source
NM9	Loading & unloading, Road traffic, Excavation works
NM10	Loading & unloading, Road traffic, Excavation works
NM11	Road traffic
NM12	Loading & unloading, Road traffic
NM13	Loading & unloading, Road traffic
NM14	Dog barking, Road traffic

Event and Action Plan

3.12 If any non-compliance with the criteria related to the project arises, measures will be taken following the procedures outlined in the Event Action Plan provided in **Appendix I**.

4 AIR QUALITY MONITORING

Monitoring Requirements

- 4.1 As per the EM&A Manual, 1-hour Total Suspended Particulates (TSP) monitoring was carried out to keep track of the air quality associated with the Works Contracts. The predetermined Action/Limit Levels for the air quality monitoring activities are detailed in **Appendix B**.
- 4.2 Monitoring for 1-hour Total Suspended Particulates (TSP) impacts was performed at a minimum of three times within each six-day period at a designated air quality monitoring station.

Monitoring Location

- 4.3 In line with Section 2.2.5 of the EM&A Manual, impact air quality monitoring took place at two specified monitoring stations for the Project, as depicted in Figure 2. The positions of the air quality monitoring stations are detailed in **Table 4.1**.

Table 4.1 Location for Air Quality Monitoring Stations

Monitoring Station	Location of Measurement
AM1	Village House, Kong Nga Po
AM2	Village House, Kong Nga Po

Monitoring Equipment

- 4.4 Due to the denial by local villagers to set up a High-Volume Sampler (HVS) for 1-hour Total Suspended Particulates (TSP) monitoring at the chosen locations and the inability to secure an electricity supply for the HVS, direct-reading dust meters were utilized instead to conduct the 1-hour TSP monitoring. Direct-reading dust meters are widely accepted instruments for measuring 1-hour TSP levels and have been used in the same infrastructure project. The issue to use direct-reading dust meters was presented to the Independent Environmental Checker (IEC). The application of the direct-reading dust meter allows for immediate and straightforward results, facilitating timely EM&A reporting and the execution of the event and action plan. To ensure the validity and accuracy of the readings obtained by the direct-reading method, the HVS performed 1-hour sampling on a bi-monthly schedule.
- 4.5 **Table 4.2** provides a summary of the apparatus employed in the impact air quality monitoring program. The calibration was conducted by Aquality Testconsult Limited. Copies of the calibration certificates for the equipment can be found in **Appendix C**.

Table 4.2 Air Quality Monitoring Equipment

Equipment	Model and Serial No.	Quantity	The valid period is until
Dust Monitor	AEROCET-831/ D12641	1	10 May 2026
Dust Monitor	AEROCET-831/ F12258	1	1 Jun 2026

4.6 Weather data was sourced from the "Hong Kong Observatory - General Weather Conditions during the Monitoring Period (February 2026)" detailed in **Appendix G**, which was used as a substitute approach to acquire representative wind data.

4.7 During the monitoring days, the field staff also documented the prevailing weather conditions, such as whether it was sunny, cloudy, fine or rainy.

Monitoring Parameters, Frequency and Duration

4.8 **Table 4.3** encapsulates the monitoring variables and the regularity of impact dust assessments conducted throughout the Works Contracts operations. The schedule for air quality observation for the month in question is presented in **Appendix D**.

Table 4.3 Impact Dust Monitoring Parameters, Frequency and Duration

Parameters	Frequency
1-hr TSP	Three times/ 6 days

Monitoring Methodology and QA/QC Procedure

1-hour TSP Air Quality Monitoring

Instrumentation

4.9 The air quality monitoring utilized a direct reading dust meter, as indicated in **Table 4.2**.

4.10 The procedures for operating the dust meter adhere to the guidelines set forth in the Manufacturer's Instruction Manual, as described below:

- The 1-hour dust meter is placed at least 1.3 meters above ground.
- Press and hold the Power key momentarily to power on the unit and make sure that the battery level was not flash or in low level.
- Allow the instrument to stand for about 3 second to display the Sample Screen minutes.
- Press the START / STOP key to run the internal vacuum pump for 1 minute and ready to use.
- Use the select dial to select the PM range and press the START / STOP key to start a measurement.
- Finally, push the START/STOP key to stop the measuring after 3-hour sampling.

- Information such as sampling date, time, value and site condition were recorded during the monitoring period.
- All data were recorded in the data logger for further data processing.

Maintenance/Calibration

4.11 The dust meter required the following maintenance and calibration:

- The dust meter must be checked and calibrated against a High Volume Sampler (HVS) to validate the precision and accuracy of the readings obtained through the direct reading method.
- The correlation between the dust meter and HVS in measuring TSP was established by directly comparing the mass of dust particles collected on a filter paper by the HVS against the dust meter's reading. For accurate calibration, both the dust meter and the HVS should be turned on and off at the same location and at the same time.
- The correlation coefficient was verified to confirm the relationship between the readings from the dust meter and the HVS. This correlation factor was ascertained by comparing the outcomes from both the HVS and the dust meter.
- Prior to the initiation of dust monitoring, a check must be conducted to verify that all equipment is operational and has the necessary power supply. A zero count test was performed before and after each monitoring session to ensure accuracy.

Results and Observations

4.12 The outcomes of the 1-hour TSP monitoring are condensed in **Table 4.4**. For a comprehensive view, detailed results and graphical representations of the 1-hour TSP monitoring data can be found in **Appendix E**.

Table 4.4 Summary Table of 1-hour TSP Monitoring Results during the Reporting Month

Monitoring Station	Concentration ($\mu\text{g}/\text{m}^3$)		Action Level, $\mu\text{g}/\text{m}^3$	Limit Level, $\mu\text{g}/\text{m}^3$
	Average	Range		
AM1	155	50-242	308	500
AM2	119	21-210	311	

4.13 The 1-hour TSP monitoring took place according to the planned timetable for the reporting month, and there were no instances of exceeding the established Action/Limit Levels.

4.14 Based on field observations, the primary sources of dust at the specified air quality monitoring stations during the reporting month are listed in **Table 4.5**.

Table 4.5 Observation at Dust Monitoring Stations

Monitoring Station	Major Dust Source
AM1	Equipment operation and movement / road traffic, exposed site area, site vehicle
AM2	Road traffic, exposed site area, site vehicle / equipment operation and movement, vehicle / equipment operation and movement at warehouse nearby

Event and Action Plan

- 4.15 In the event of a project-related violation of the criteria, measures will be taken as specified by the Event Action Plan detailed in **Appendix I**.

5 LANDSCAPE AND VISUAL MONITORING

Monitoring Requirements

- 5.1 The EIA Report recommends implementing strategies to mitigate impacts on landscape and visual resources throughout both the construction and operational phases of the Project.
- 5.2 The execution and upkeep of compensatory planting for landscaping are critical components of this process and must be monitored to confirm their complete fulfillment. It is essential to promptly address any potential clashes between the proposed landscaping efforts and other Project tasks or operational needs to ensure that the mitigation measures' objectives are not compromised. Furthermore, the enforcement of the mitigation measures advised by the EIA will be tracked continuously through the site audit program for the construction phase.
- 5.3 The Environmental Team (ET) carried out a fortnightly review of the execution of measures aimed at mitigating landscape and visual impacts as part of the weekly site audits. The findings and observations from these audit sessions are encapsulated in **Table 5.1**, while the status of implementation can be found detailed in **Appendix K**.

6 ECOLOGICAL MONITORING

Monitoring of Flora Species of Conservation Interest

- 6.1 In line with Section 8.3.2 of the EM&A Manual, a temporary protective barrier must be installed around the plant species of conservation significance identified in the detailed vegetation survey throughout the construction phase. This barrier should be well-maintained and regularly checked to ensure its effectiveness. Monthly checks of each plant species of conservation interest, as pinpointed in the detailed vegetation survey, are required during the construction phase to ensure that these species remain unaffected by the project's construction activities.
- 6.2 The monitoring aims to oversee the prompt execution of suitable environmental management practices and the application of mitigation measures concerning the preserved and relocated specimens of flora species of conservation interest. The correct setup and upkeep of the temporary protective fence surrounding these specimens were examined to assess its efficacy. The protective measures outlined in the approved transplantation proposal's implementation schedule were supervised.
- 6.3 As per the sanctioned detailed vegetation survey report and transplantation proposal, it was determined that 71 *Brainea insignis* specimens, 41 *Spiranthes sinensis* specimens, and 3 *Aquilaria sinensis* specimens should be relocated to the designated receiving site. Additionally, it was decided to preserve in situ 51 *Keteleeria fortunei* specimens, along with 26 small seedlings of *Keteleeria fortunei* and 7 small seedlings of *Aquilaria sinensis*, in the vicinity of Kong Nga Po Road near the Police Dog Unit and the Force Search Unit Training School.

Post-Transplantation Monitoring and Maintenance Programme

- 6.4 In line with the accepted transplantation proposal, the Contractor is mandated to carry out post-transplantation monitoring weekly for the first three months, and then monthly for the remainder of the 12-month establishment phase as well as the subsequent post-establishment phase, continuing until the construction phase of the Project concludes. This routine monitoring is critical for promptly identifying the growth condition of the transplanted species, any signs of construction work within or in the vicinity of the receptor site, and any changes in the environmental conditions of the receptor site.
- 6.5 For the initial year of acclimatization, it was advised to carry out maintenance activities to promote the robust growth of the transplanted species. Considering the state of the transplanted organisms following the 12-month establishment period, it was advised that maintenance activities continue through the Post-establishment Period until the completion

of the Construction Phase. It was recommended to water the transplants daily for the first three months following the move, as well as throughout periods of drought, to maintain soil moisture. Additional maintenance tasks, such as mulching and weeding, should be performed as necessary.

Results and Observations

6.6 During the reporting month, the Contractor carried out monthly evaluations of the flora species of conservation interest on the 26 February 2026. The enforcement of the protective measures detailed in the approved transplantation proposal was reviewed, along with the maintenance of the temporary protective fencing. **Appendix H** contains the photographic documentation and checklists from the monthly assessments. The health of the transplanted and retained species was generally observed to be average to poor. The Contractor was urged to keep a vigilant eye on the transplanted species and to implement the protective measures as specified in the approved transplantation proposal to safeguard these species. Furthermore, the Contractor was given the following directives:

- 1) To provide new identification tags for any *Brainea insignis* that were missing them;
- 2) To substitute any plant labels at the receptor site that had become illegible due to fading;
- 3) To refer to the soil improvement guidelines published by the Greening, Landscape and Tree Management Section (GLTMS) of the Development Bureau (2022) for application in the monitoring and upkeep of the transplanted plant species;
- 4) To set up shade nets;
- 5) To ensure the soil remains moist by adhering to the necessary daily watering schedule.

Transplanted *Brainea insignis* and *Spiranthes sinensis*

6.7 From May 21st to 28th, 2020, 71 *Brainea insignis* specimens and 41 *Spiranthes sinensis* specimens were relocated to the receptor site. The detailed account of the transplantation process was compiled in a Transplantation Report and forwarded to ET(Wellab), IEC(Acuity), and the Supervisor (AECOM) for their examination and documentation. Monitoring after transplantation took place weekly for the initial three months (from June to August 2020) and then monthly throughout the subsequent 12-month establishment period, as well as the post-establishment phase, culminating with the conclusion of the construction phase of the Project. The Contractor was responsible for tracking the health of the transplanted species and carried out maintenance measures such as watering, mulching, and weeding during the first year to nurture the transplanted species' healthy development. Monitoring of the transplanted *Brainea insignis* and *Spiranthes sinensis* took place on the 26 February 2026, within the reporting period, with the findings documented in **Appendix H**. Particular attention was given to the transplanted *Brainea insignis* specimens that were impacted by a bushfire on February 2nd, 2021, with their progress detailed in the post-

transplantation monitoring records. The health of the preserved species was noted to be generally fair. The Contractor was advised to maintain vigilant monitoring of these species and to enforce the stipulated protective measures to ensure their continued preservation.

- 6.8 During the monthly checks, it was observed that there were no construction operations or storage of equipment taking place within the receptor site. The temporary protective barrier had been correctly installed and was being well-maintained to safeguard the transplanted species.

Precautionary Measure for Butterfly Species of Conservation Interest

- 6.9 As stipulated by FEP Condition 2.17, to reduce the impact on butterfly species of conservation concern, efforts shall be made to improve the new grassland habitats within the Project site. This enhancement shall be achieved by cultivating suitable plant species that serve as the larval food source for butterflies of conservation interest, like the Small Three-Ring, thereby supporting the well-being of these species.
- 6.10 The restoration of grassland zones within the Project must be completed prior to the initiation of the Project's operational phase. Information regarding the plant species to be used as larval food plants for butterflies, along with the design and execution details, will be subsequently provided under the building works contract of ArchSD.

Precautionary Measures to Minimize Indirect Disturbance on Ecology

- 6.11 As outlined in Section 9.7.3 of the EIA Report, implementing mitigation strategies for air, noise, water, waste, and landscaping can serve as preventative actions to avert and lessen any secondary effects of disturbance or pollution resulting from construction activities on the surrounding ecology and habitats outside the site. The Environmental Team (ET) conducted weekly site audits to oversee the prompt adoption of appropriate environmental management practices and the execution of mitigation measures at the Project site. The findings from these audits are consolidated in Section 7.3.

7 ENVIRONMENTAL SITE INSPECTION

Site Audits

- 7.1 The Environmental Team (ET) conducted site audits weekly to oversee the prompt adoption of appropriate environmental management practices and the execution of mitigation measures at the Contract site.
- 7.2 The Environmental Team (ET), along with representatives from the Client and the Contractor, conducted site audits on 2, 13, 16, 27 February 2026 of the reported month in 2026.
- 7.3 In the site inspections conducted over the reporting period, there were no particular environmental concerns noted. It should be recognized that these observations pertain solely to the moments of inspection. The findings and advice from these audits are compiled in **Table 5.1**. The absence of identified environmental issues during the joint site inspections does not exempt the Contractor from their obligation to adhere strictly to all legal requirements, the Particular Specifications, and the Environmental Monitoring and Audit (EM&A) Manual.

Table 5.1 Observations of Weekly site Inspection and advice

Parameters	Date	Observations	Advice
Other	2-2-2026	Sun Shade Net are in damage	Damaged Sun Shade Net is replaced
Water Quality Impact Construction Phase	13-2-2026	Sediment and blockage build-up can reduce the channel's capacity to efficiently transport water, causing slower water flow and potential overflow during heavy rainfall	Maintenance and inspection of the drainage system and sediment removal facilities should be carried out regularly to remove any sediment and blockages, especially when rainstorms are forecast
Water Quality Impact Construction Phase	16-2-2026	Gray water may flow into the gullies during rainfall	To prevent the ingress of gray water, the gullies shall be fully covered
Water Quality Impact Construction Phase	27-2-2026	The labelling of chemicals should be in accordance with the Code of Practice on the Packaging and maintained at all times by the Contractor	The cupboard or cabinet should be provided for storage of chemicals

Implementation Status of Environmental Mitigation Measures

- 7.4 In accordance with the EIA Report and the Project's EM&A Manual, the outlined mitigation measures are recommended to be implemented throughout the construction phase. An

overview of the Environmental Mitigation Implementation Schedule (EMIS) is available in **Appendix K**.

Solid and Liquid Waste Management Status

- 7.5 Pursuant to the EM&A Manual, waste management practices were reviewed in the weekly site audits to assess compliance with the Project's Waste Management Plan (WMP) and pertinent legal and contractual obligations. The auditing process encompassed the examination of waste handling, storage, transport, and disposal methods.
- 7.6 The Contractor has appointed Environmental Officers on-site to manage environmental aspects, implement pollution control strategies, maintain proper site conduct, and educate workers on waste management. Efforts to reduce waste production include actively using Construction and Demolition (C&D) materials. Excavated materials have been sorted and screened on-site to salvage any recyclables. Non-reactive C&D materials were utilized on-site for backfill and to construct the haul road surface. Furthermore, inert materials from excavation activities were repurposed as fill in other local projects. Excess inert C&D materials were sent to the Government's public fill reception facilities (PFRFs) for use in other projects. To oversee the disposal of inert and non-inert C&D materials and prevent illegal dumping, a system is in place where all materials are weighed by a weighbridge before leaving the site, and the Trip Ticket System is rigorously enforced.
- 7.7 Contractor is encouraged to reduce waste production by recycling or reusing materials. It is imperative that all the mitigation strategies outlined in the EM&A Manual and the waste management plans be thoroughly executed. A summary of the progress in implementing waste management and reduction strategies is provided in **Appendix K**.
- 7.8 This Project produces inert Construction and Demolition (C&D) materials as well as non-inert C&D materials. The non-inert variety consists of general refuse and other waste materials that cannot be repurposed or recycled, necessitating disposal at assigned landfill locations. Data detailing the volume of waste resulting from the Project's construction activities over the reporting period can be found in **Appendix L**.

8 ENVIRONMENTAL NON-CONFORMANCE

Summary of Exceedances

- 8.1 During the reporting month, there were no instances where the air quality exceeded the established Action and Limit Levels.
- 8.2 There were no instances of construction noise surpassing the designated Action and Limit Levels in the reporting period.
- 8.3 If the monitoring data from any specific stations reveal that environmental parameters have surpassed the Action/Limit Levels, then the procedures outlined in the Event and Action Plans in **Appendix I** should be executed. A summary of any exceedance records for the reporting month can be found in **Appendix J**.

Summary of Environmental Non-Compliance

- 8.4 There were no records of environmental compliance breaches during the reported month.

Summary of Environmental Complaint

- 8.5 In the month under review, no complaints were registered. A log of all complaints accumulated since the start of the Project is compiled in **Appendix M**.

Summary of Environmental Summon and Successful Prosecution

- 8.6 Since the beginning of the Project, there have been no instances of successful environmental prosecution or receipt of summons. A comprehensive record of all environmental summonses and successful prosecutions since the Project's inception is documented in **Appendix N**.

9 FUTURE KEY ISSUES

Key Issues in the Coming Three Months

- 9.1 **Appendix A** contains the provisional construction schedules for the Project. Over the next three months, the principal construction tasks to be carried out will include:
1. Open cut excavation
 2. Removal of soil
 3. Construction of substructure and superstructure
 4. Installation of structural steelworks for 25m baffle range
 5. Backfilling
 6. U.U. Lead in and Pipe Duct Connection
 7. E&M installation
- 9.2 Referring to the site layout plan found in **Appendix A**, which details the expected construction activities for the next three months, the primary environmental concerns related to these activities are likely to be construction dust, noise, water quality, waste management, landscape and visual aesthetics, and ecological impacts. The anticipated environmental effects have been factored into the mitigation strategies planned for the upcoming months.
- 9.3 The Contractor has advised mitigation measures for the next three months, which the Environmental Team (ET), Independent Environmental Checker (IEC), and the Client's Representative have reviewed through email correspondence during site audits. The Proactive Environmental Protection Proforma, which outlines the key site activities, potential environmental impacts, and advised mitigation strategies, has been examined and verified by the IEC and is displayed in **Appendix A**.
- 9.4 During construction and in periods of dry weather, dust can arise from work activities and uncovered site areas. To mitigate dust emissions that could affect nearby villages, the Contractor is advised to diligently apply air quality control measures as outlined in the layout plan in **Appendix A**, to the greatest extent possible. Moreover, the Contractor is reminded to adhere to the Project Implementation Schedule detailed in the approved EIA report/EM&A Manual, implementing suitable dust suppression tactics to curb emissions from intensive construction tasks such as ground excavation and earth moving. This includes managing all active work areas, bare site surfaces, and unpaved roads, especially under dry conditions, by covering 80% of stockpiled materials with impervious coverings and by moistening dusty substances with water just before loading and transfer activities. This ensures materials remain damp during handling in stockpile regions. Additionally, the Contractor must adhere to the prescribed dust control methods under the Air Pollution

Control (Construction Dust) Regulation to prevent negative dust impacts from the Project's construction activities.

- 9.5 Furthermore, construction noise represents a significant environmental concern during the Project's development. It is important to implement noise reduction strategies, such as utilizing quiet machinery and installing noise barriers where relevant. The Contractor has been prompted to regularly inspect and upkeep the sound-dampening materials on noisy sections of plant and machinery, ensuring there are no openings in the noise barriers. They should also actively recognize any potential construction noise impacts to Noise Sensitive Receivers (NSRs) and introduce adequate mitigation measures when required. Additionally, residents in the nearby Kong Nga Po village should be informed in advance about any potentially noisy activities at the work site.
- 9.6 The Contractor is advised to uphold measures that protect water quality throughout the construction process. This includes constructing barriers such as dikes or embankments to prevent flooding around the perimeters of areas where soil is being moved or excavated. Provision should be made for temporary channels to direct runoff effectively into a designated watercourse via a trap designed to capture sediment from the site. These sediment/silt traps should also be integrated into the permanent drainage systems to improve the settling of particulates. It is essential to utilize effective silt removal systems to ensure that the effluent treated by the wastewater treatment plant complies with the standards specified in the WPCO licenses. The Wastewater Discharge Layout Plan, as shown in **Appendix Q** and provided by the Contractor, outlines the specific pathways through which wastewater is to be conveyed from its source to a treatment facility or point of discharge.

Monitoring Schedule for the Next Month

- 9.7 **Appendix D** displays the provisional schedule for environmental monitoring activities planned for the upcoming month.

10 CONCLUSIONS AND RECOMMENDATIONS

Conclusions

- 10.1 This Monthly EM&A Report details the environmental monitoring and audit (EM&A) activities conducted in February 2026, following the guidelines set out in the EM&A Manual.
- 10.2 During the month in question, air quality monitoring did not register any instances of surpassing the Action/Limit Levels.
- 10.3 No instances of construction noise exceeding the established Action/Limit Levels were documented in the reporting month's monitoring records.
- 10.4 Site inspections focusing on environmental aspects took place on the on 2, 13, 16, 27 February 2026. Additionally, monitoring of landscape and visual impacts was performed on the 2, 13, 16, 27 February 2026, and ecological monitoring was conducted on the 2 February 2026 by ETL within the reporting month. The Contractor also conducted monitoring on 26 February 2026. There were no records of environmental non-compliance for the reporting month. It should be noted that the absence of any particular environmental issues during the joint site inspections does not exempt the Contractor from their obligation to adhere fully to all legal requirements, the specifications outlined in the contract, and the procedures in the EM&A Manual.
- 10.5 During the reporting month, there were no complaints lodged, nor were there any notices of summons or records of successful legal actions received.
- 10.6 The Environmental Team (ET) will persist in overseeing the Environmental Monitoring and Audit (EM&A) program. All environmental obligations are fulfilled, and the necessary mitigation measures are properly executed.

Recommendations

- 10.7 Based on the environmental audits conducted during the reporting month, the subsequent advice was put forward:

Air Quality Impact

- To enhance the dust suppression measures including watering for the dust generation works, exposed site area and haul road;

- To minimize the indirect impacts on air quality resulting from the operation of machineries on the construction site, one of the measures to be adopted is the use of biodiesel B100; and
- To regular check the valid NRMM labels are properly displayed on the regulated machines and non-road vehicles

Construction Noise

- To refer to the ISO 12001:1996 or other comprehensive practices and subsequently develop a thorough inspection and maintenance protocol for the plant and equipment, maintaining a focus on Noise Control; and
- To maintain temporary noise barriers for operations of noisy equipment near the noise sensitive receivers, if necessary.

Water Impact

- To maintain the cover for open stockpile of and exposed slope;
- To keep reviewing and updating temporary drainage system;
- To maintain the earth bunds or sand bag barriers on site to direct stormwater to silt removal facilities; and
- To divert the muddy water at the retention pond to the wetsep for treatment before discharging out.

Waste/Chemical Management

- To check for any accumulation of waste materials or rubbish on site; and
- To avoid improper handling, storage and dispose of oil drums or chemical containers on site.

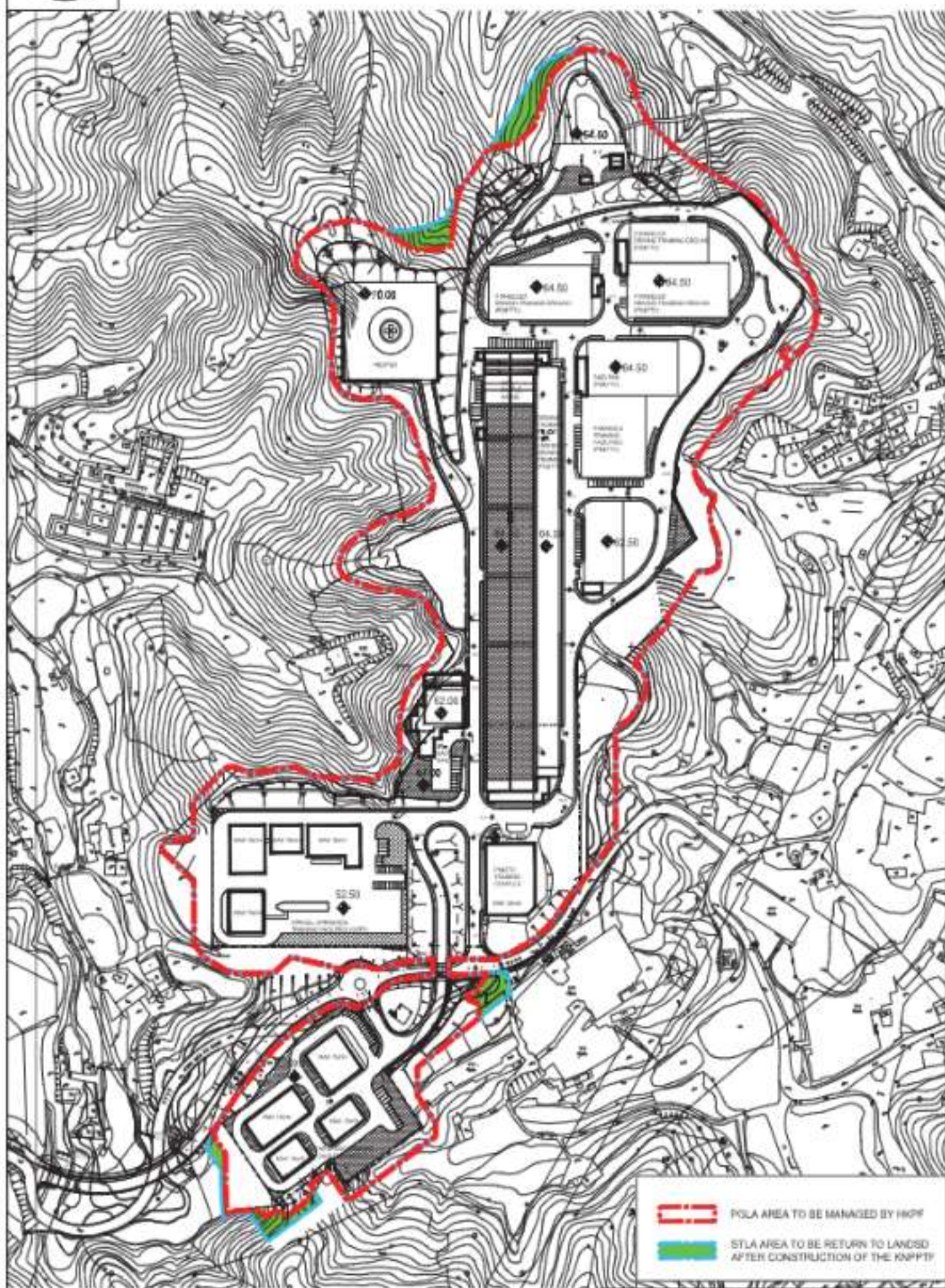
Ecology

- To maintain soil moisture, daily watering is required;
- To install a shaded net;
- To refer to the Guidelines on Soil Improvement issued by the Greening, Landscape and Tree Management Section (GLTMS) of the Development Bureau (2022) for the effective monitoring and maintenance of transplanted flora species; and
- The wild plants that are growing in undesirable areas should be removed, as they compete with the cultivated flora species of conservation interest.

Landscape and Visual

- To remove the construction materials within the tree protection zone; and
- To keep the tree protection zone large enough to protect the trees.

FIGURE(S)



POLA AREA TO BE MANAGED BY HKPF



STLA AREA TO BE RETURN TO LANDSD AFTER CONSTRUCTION OF THE KNPTF

40m 0 400m

MASTER
LAYOUT
PLAN

PROJECT CODE: 3279LP
PROPOSED MLP FOR KONG NGA PO
TRAINING FACILITIES

DRAWING NO.
PUB/MS/2021/0011

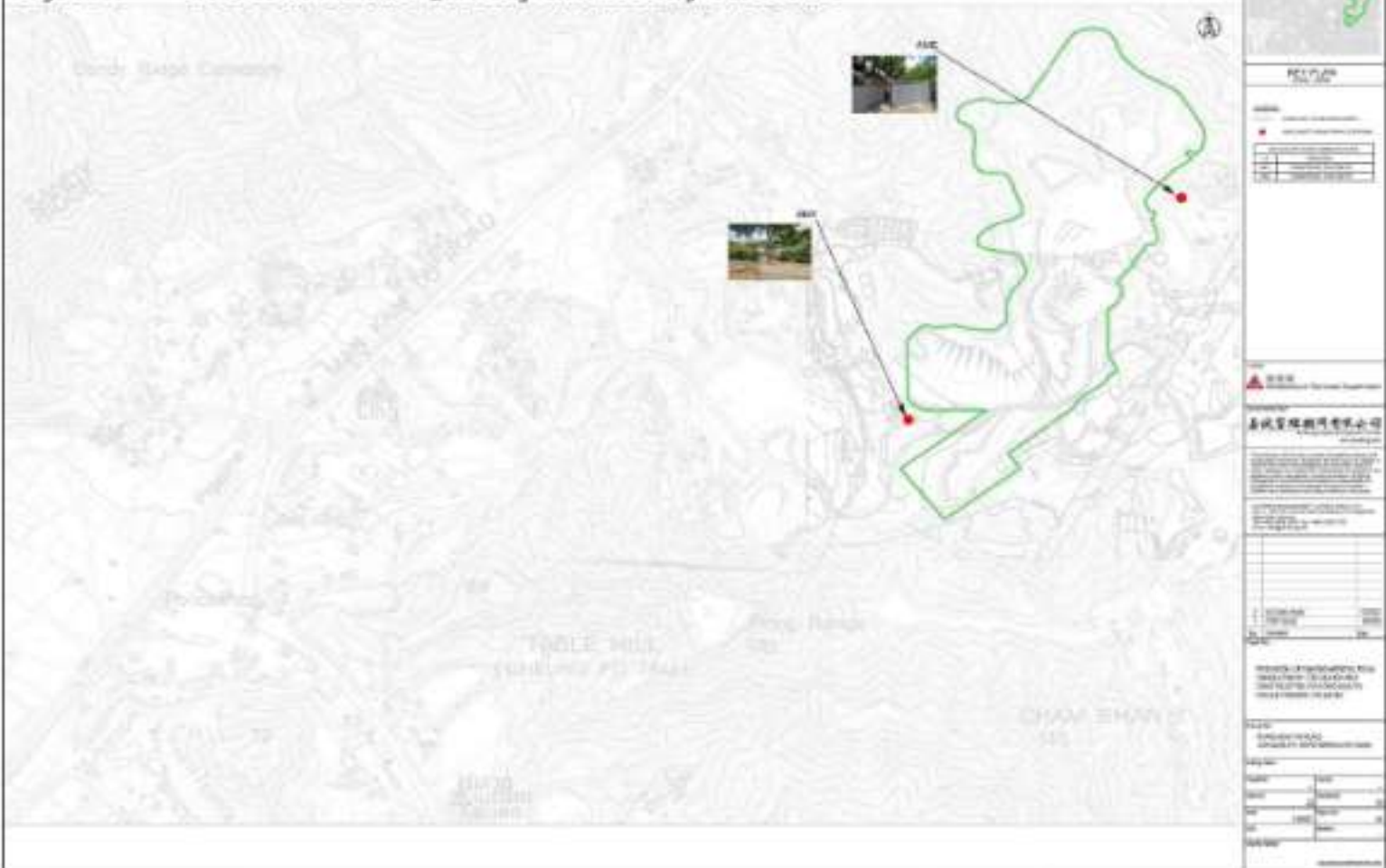
SCALE:
1:400

DATE
AUGUST 2021



ARCHITECTURAL
SERVICES
DEPARTMENT 建築署

Figure 2 Location of Air Quality Monitoring Stations



**APPENDIX A
CONSTRUCTION PROGRAMME AND
PROACTIVE ENVIRONMENTAL
PROTECTION PROFORMA**

Construction Programme (Feb – Apr 2026)

Design & Construction of Hong Kong Police Training Facilities Programme

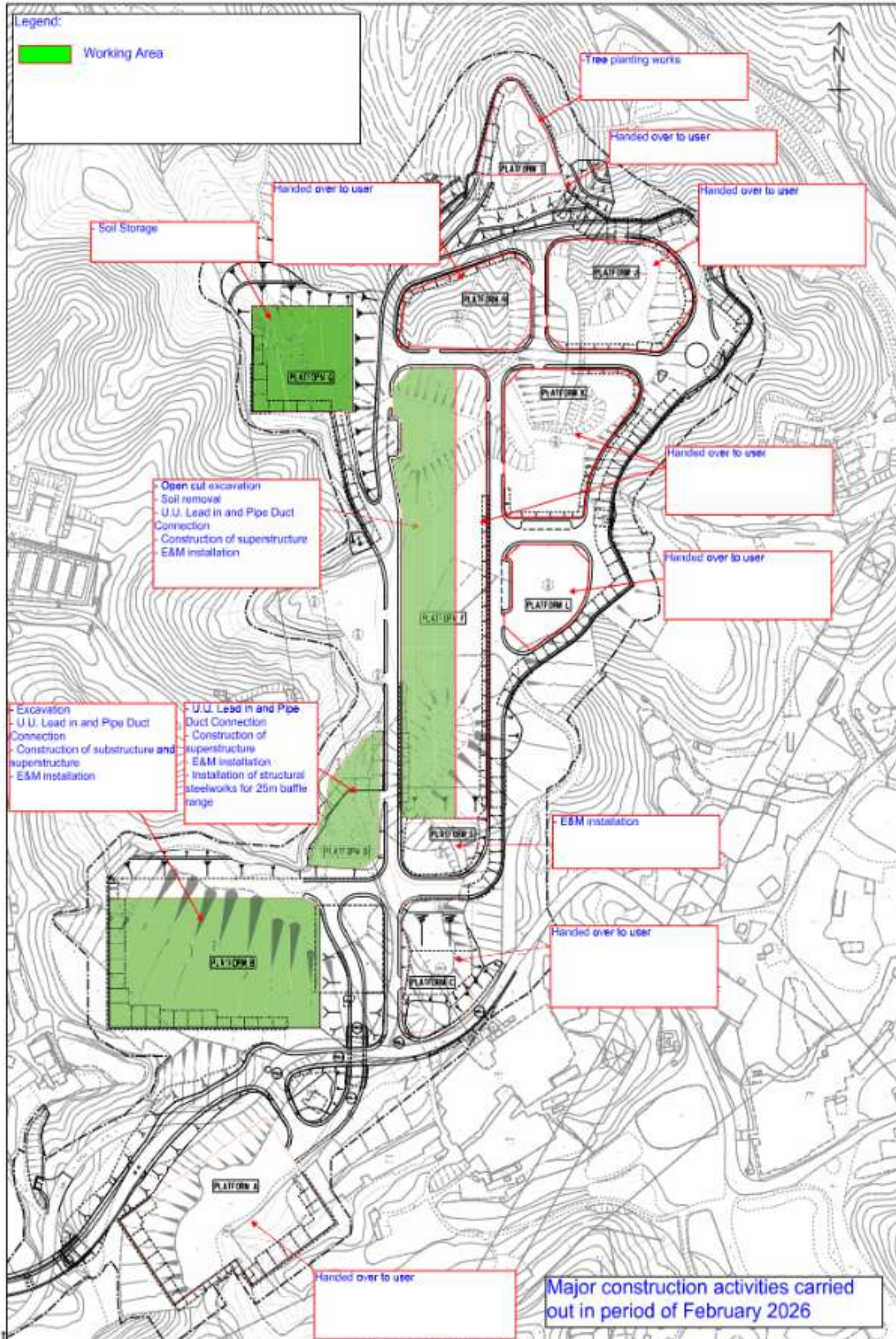
Revision: Revision 10 (August 2020)

Item No.	Item Description	Unit	Quantity	Unit Price	Total Price	Start Date	End Date	Remarks
1	Site Preparation	m ²	1000	100	100,000	2018-01-01	2018-01-31	
2	Excavation	m ³	5000	200	1,000,000	2018-01-01	2018-01-31	
3	Foundation	m ²	1000	100	100,000	2018-01-01	2018-01-31	
4	Structural Steel	kg	100000	10	1,000,000	2018-01-01	2018-01-31	
5	Concrete	m ³	5000	200	1,000,000	2018-01-01	2018-01-31	
6	Roofing	m ²	1000	100	100,000	2018-01-01	2018-01-31	
7	Interior Finishes	m ²	1000	100	100,000	2018-01-01	2018-01-31	
8	Electrical	kg	100000	10	1,000,000	2018-01-01	2018-01-31	
9	Plumbing	m	1000	100	100,000	2018-01-01	2018-01-31	
10	Mechanical	kg	100000	10	1,000,000	2018-01-01	2018-01-31	
11	Painting	m ²	1000	100	100,000	2018-01-01	2018-01-31	
12	Site Clearance	m ²	1000	100	100,000	2018-01-01	2018-01-31	
13	Site Preparation	m ²	1000	100	100,000	2018-01-01	2018-01-31	
14	Excavation	m ³	5000	200	1,000,000	2018-01-01	2018-01-31	
15	Foundation	m ²	1000	100	100,000	2018-01-01	2018-01-31	
16	Structural Steel	kg	100000	10	1,000,000	2018-01-01	2018-01-31	
17	Concrete	m ³	5000	200	1,000,000	2018-01-01	2018-01-31	
18	Roofing	m ²	1000	100	100,000	2018-01-01	2018-01-31	
19	Interior Finishes	m ²	1000	100	100,000	2018-01-01	2018-01-31	
20	Electrical	kg	100000	10	1,000,000	2018-01-01	2018-01-31	
21	Plumbing	m	1000	100	100,000	2018-01-01	2018-01-31	
22	Mechanical	kg	100000	10	1,000,000	2018-01-01	2018-01-31	
23	Painting	m ²	1000	100	100,000	2018-01-01	2018-01-31	
24	Site Clearance	m ²	1000	100	100,000	2018-01-01	2018-01-31	
25	Site Preparation	m ²	1000	100	100,000	2018-01-01	2018-01-31	
26	Excavation	m ³	5000	200	1,000,000	2018-01-01	2018-01-31	
27	Foundation	m ²	1000	100	100,000	2018-01-01	2018-01-31	
28	Structural Steel	kg	100000	10	1,000,000	2018-01-01	2018-01-31	
29	Concrete	m ³	5000	200	1,000,000	2018-01-01	2018-01-31	
30	Roofing	m ²	1000	100	100,000	2018-01-01	2018-01-31	
31	Interior Finishes	m ²	1000	100	100,000	2018-01-01	2018-01-31	
32	Electrical	kg	100000	10	1,000,000	2018-01-01	2018-01-31	
33	Plumbing	m	1000	100	100,000	2018-01-01	2018-01-31	
34	Mechanical	kg	100000	10	1,000,000	2018-01-01	2018-01-31	
35	Painting	m ²	1000	100	100,000	2018-01-01	2018-01-31	
36	Site Clearance	m ²	1000	100	100,000	2018-01-01	2018-01-31	
37	Site Preparation	m ²	1000	100	100,000	2018-01-01	2018-01-31	
38	Excavation	m ³	5000	200	1,000,000	2018-01-01	2018-01-31	
39	Foundation	m ²	1000	100	100,000	2018-01-01	2018-01-31	
40	Structural Steel	kg	100000	10	1,000,000	2018-01-01	2018-01-31	
41	Concrete	m ³	5000	200	1,000,000	2018-01-01	2018-01-31	
42	Roofing	m ²	1000	100	100,000	2018-01-01	2018-01-31	
43	Interior Finishes	m ²	1000	100	100,000	2018-01-01	2018-01-31	
44	Electrical	kg	100000	10	1,000,000	2018-01-01	2018-01-31	
45	Plumbing	m	1000	100	100,000	2018-01-01	2018-01-31	
46	Mechanical	kg	100000	10	1,000,000	2018-01-01	2018-01-31	
47	Painting	m ²	1000	100	100,000	2018-01-01	2018-01-31	
48	Site Clearance	m ²	1000	100	100,000	2018-01-01	2018-01-31	
49	Site Preparation	m ²	1000	100	100,000	2018-01-01	2018-01-31	
50	Excavation	m ³	5000	200	1,000,000	2018-01-01	2018-01-31	

Layout Plan with major construction activities

Legend:

 Working Area



Soil Storage

Handed over to user

Tree planting works

Handed over to user

Handed over to user

Open cut excavation
Soil removal
U.U. Lead in and Pipe Duct Connection
Construction of superstructure
E&M installation

Handed over to user

Handed over to user

Excavation
U.U. Lead in and Pipe Duct Connection
Construction of substructure and superstructure
E&M installation

U.U. Lead in and Pipe Duct Connection
Construction of superstructure
E&M installation
Installation of structural steelworks for 25m baffle range

E&M installation

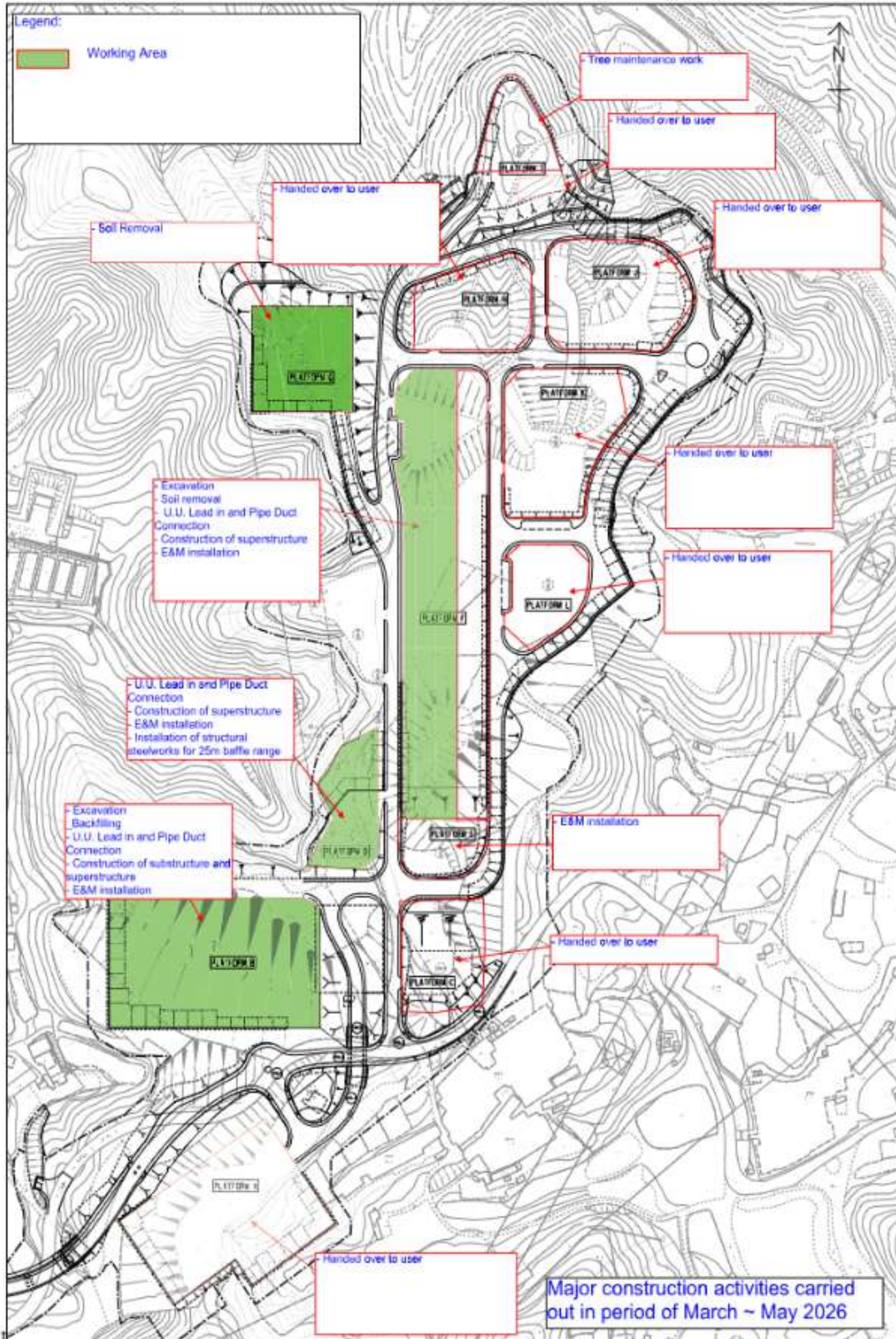
Handed over to user

Handed over to user

Major construction activities carried out in period of February 2026

Legend:

 Working Area



Major construction activities carried out in period of March ~ May 2026

Proactive Environmental Protection Proforma

Proactive Environmental Protection Proforma

Ref*	Proposed Construction Method	Location/Working Period	Anticipated Major Impacts	Recommended Mitigation Measures
EIA 3.9.1; EM&A Log 2.2	Open cut excavation	Kong Nga Po Site	Dust impact from excavation activities and earth moving	<ul style="list-style-type: none"> • Use of regular water spraying (once every 1.25 hours or 8 times per day) at all active works area exposed site surfaces and unpaved roads, particularly during dry weather • Deploy water bowser for regular water spraying to enhance dust suppression • Manual water spraying for dusty operation where inaccessible by water bowser • Speed control of site transportation • Stockpile of dusty materials will be covered by tarpaulin sheets to avoid wind-blown dust • Vehicles used for transporting dusty materials/spoils will be covered by mechanical cover before leaving the site • Wheel washing facilities will be provided and cleaning the wheel of all vehicles before leaving the site
EIA 4.4.6; EM&A Log 3.2			Noise Control	<ul style="list-style-type: none"> • Regular inspection and maintenance of plant & equipment in good condition

			<ul style="list-style-type: none"> • Enclose the noisy part of machineries with noise enclosure • Adopt of Quality Powered Mechanical Equipment (QPME) if possible
		Working in Restricted Hours	<ul style="list-style-type: none"> • Valid construction noise permit should be obtained and displayed on site • In case of non-compliance with the construction noise criteria, more frequent monitoring and action should be carried out
EIA 5.6.1.2; EMS&A Log 4.2		Water Pollution Control	<ul style="list-style-type: none"> • Cover the stockpiles of construction materials to reduce the potential for water pollution • Provide wastewater treatment facilities prior to discharge of wastewater • Regular inspection and maintenance of wastewater treatment facilities. • Wastewater pumped out of the excavation areas will be treated to remove suspended solids prior to discharge • Hard paving or well-compact of main haul road to minimize washout of soil • Wheels of all vehicles and plants will be cleaned before leaving the work areas to remove sediment, soil and debris from the tracked. The wastewater will be treated and reused on site or discharged.
EIA 7.5.1.1 &		Waste Generation	<ul style="list-style-type: none"> • Training of site personnel in proper waste management and

7.5.1.2; EM&A Log 6.2				<p>chemical handling procedures</p> <ul style="list-style-type: none"> • Proper storage and sorting of excavated inert materials to maximize on site reuse for backfilling • Surplus inert C&D materials will be disposed of at designated Government's PFRF.
EIA 7.5.1.4; EM&A Log 6.2			Chemical Waste	<ul style="list-style-type: none"> • Chemical waste should be stored at chemical waste container and collected by a licensed collector to transport and dispose of at the approved Chemical Waste Treatment Centre • Drip tray and chemical spillage kit will be provided on site
EIA 9.7.1 and EM&A Log 8.3			Ecology Concern	<ul style="list-style-type: none"> • Provide training to frontline workers for the conservative species • Provision of protective fence for the conservative species • Regular inspection for concerned vegetation and conservative species
EIA Table 10.11; EM&A Table 9.1			Landscape and Visual Impact	<ul style="list-style-type: none"> • Preservation of existing trees will be undertaken in accordance with CEVB TC(W) 7/2015 and Guidelines for Tree Risk Assessment and Management Arrangement • Restrict construction area to minimize the impact on existing retained trees
EIA 3.9.1; EM&A Log 2.2	Soil Removal	Kong Nga Po Site	Dust impact from excavation activities and earth	<ul style="list-style-type: none"> • Use of regular water spraying (once every 1.25 hours or 8 times per day) at all active works area exposed site surfaces and unpaved roads, particularly during dry weather

			moving	<ul style="list-style-type: none"> • Water spraying during loading and unloading of excavated materials • Vehicles used for transporting dusty materials/spoils will be covered by mechanical cover before leaving the site • Deploy water bowser for regular water spraying to enhance dust suppression • Speed control of site transportation • Stockpile of dusty materials will be covered by tarpaulin sheets to avoid wind-blown dust • Wheel washing facilities will be provided and cleaning the wheel of all vehicles before leaving the site
EIA 4.4.6; EMSA Log 3.2			Noise Control	<ul style="list-style-type: none"> • Regular inspection and maintenance of plant & equipment in good condition • Enclose the noisy part of machineries with noise enclosure • Adopt of Quality Powered Mechanical Equipment (QPME) if possible
			Working in Restricted Hours	<ul style="list-style-type: none"> • Valid construction noise permit should be obtained and displayed on site • In case of non-compliance with the construction noise criteria, more frequent monitoring and action should be carried out
EIA 5.6.1.2; EMSA Log 4.2			Water Pollution Control	<ul style="list-style-type: none"> • Cover the stockpiles of excavated materials to reduce the potential for water pollution

			<ul style="list-style-type: none"> • Provide wastewater treatment facilities prior to discharge of wastewater • Regular inspection and maintenance of wastewater treatment facilities • Wheels of all vehicles and plants will be cleaned before leaving the work areas to remove sediment, soil and debris from the tracked. The wastewater will be treated and reused on site or discharged.
EIA 7.5.1.1 & 7.5.1.2; EM&A Log 6.2		Waste Generation	<ul style="list-style-type: none"> • Training of site personnel in proper waste management and chemical handling procedures • Proper storage and sorting of excavated inert materials to maximize on site reuse for backfilling • Surplus inert C&D materials will be disposed of at designated Government's PFRF.
EIA 7.5.1.4; EM&A Log 6.2		Chemical Waste	<ul style="list-style-type: none"> • Chemical waste should be stored at chemical waste container and collected by a licensed collector to transport and dispose of at the approved Chemical Waste Treatment Centre • Drip tray and chemical spillage kit will be provided on site
EIA 9.7.1 and EM&A Log 8.3		Ecology Concern	<ul style="list-style-type: none"> • Provide training to frontline workers for the conservative species • Provision of protective fence for the conservative species • Regular inspection for concerned vegetation and conservative

				species
EIA Table 10.11; EM&A Table 9.1			Landscape and Visual Impact	<ul style="list-style-type: none"> • Preservation of existing trees will be undertaken in accordance with DEVB TC(W) 7/2015 and Guidelines for Tree Risk Assessment and Management Arrangement • Restrict construction area to minimize the impact on existing retained trees
EIA 3.9.1; EM&A Log 2.2	Construction of footings	Kong Nga Po Site	Air	<ul style="list-style-type: none"> • Regular inspection and maintenance of plant and equipment in good condition • Regularly clean up stockpiles and debris to avoid accumulation of materials • Dusty materials exceeding 20 bags shall be stored in area sheltered on top and the three sides or covered entirely by impervious sheeting.
EIA 4.4.6; EM&A Log 3.2			Noise Control	<ul style="list-style-type: none"> • Regular inspection and maintenance of plant & equipment in good condition • Enclose the noisy part of machineries with noise enclosure • Adopt of Quality Powered Mechanical Equipment (QPME) if possible
			Working in Restricted Hours	<ul style="list-style-type: none"> • Valid construction noise permit should be obtained and displayed on site • In case of non-compliance with the construction noise criteria, more frequent monitoring and action should be carried out

EIA 5.6.1.2; EM&A Log 4.2			Water Pollution Control	<ul style="list-style-type: none"> Wheels of all vehicles and plants will be cleaned before leaving the work areas to remove sediment, soil and debris from the tracked. The wastewater will be treated and reused on site or discharged. Designated location for residual concrete washout Provide wastewater treatment facilities prior to discharge of wastewater
EIA 7.5.1.4; EM&A Log			Chemical Waste	<ul style="list-style-type: none"> Drip tray and chemical spillage kit shall be provided on site
EIA 9.7.1 and EM&A Log 8.3			Ecology Concern	<ul style="list-style-type: none"> Provide training to frontline workers for the conservative species Provision of protective fence for the conservative species Regular inspection for concerned vegetation and conservative species
EIA Table 10.11; EM&A Table 9.1			Landscape and Visual Impact	<ul style="list-style-type: none"> Preservation of existing trees will be undertaken in accordance with CEVB TC(W) 7/2015 and Guidelines for Tree Risk Assessment and Management Arrangement Implement temporary traffic arrangement which control construction area to minimize landscape and visual impacts
EIA 3.9.1; EM&A Log 2.2	Construction of substructure and	Kong Nga Po Site	Air	<ul style="list-style-type: none"> Regular inspection and maintenance of plant and equipment in good condition Regularly clean up stockpiles and debris to avoid

	superstructure		<p>accumulation of materials</p> <ul style="list-style-type: none"> Dusty materials exceeding 20 bags shall be stored in area sheltered on top and the three sides or covered entirely by impervious sheeting.
EIA 4.4.6; EM&A Log 3.2		Noise Control	<ul style="list-style-type: none"> Regular inspection and maintenance of plant & equipment in good condition Enclose the noisy part of machineries with noise enclosure Adopt of Quality Powered Mechanical Equipment (QPME) if possible
		Working in Restricted Hours	<ul style="list-style-type: none"> Valid construction noise permit should be obtained and displayed on site In case of non-compliance with the construction noise criteria, more frequent monitoring and action should be carried out
EIA 5.6.1.2; EM&A Log 4.2		Water Pollution Control	<ul style="list-style-type: none"> Cover the stockpiles of construction materials to reduce the potential for water pollution Provide wastewater treatment facilities prior to discharge of wastewater Wastewater generated from surface runoff shall be treated prior to discharge Manholes should be temporarily sealed to prevent silt, construction materials or debris from entering the drainage system.

EIA 7.5.1.1; EM&A Log 6.2			Waste Management	<ul style="list-style-type: none"> • Cover stockpiles of C&D materials by impervious sheets to avoid wind-blown dust. • Spray water on all dusty materials including C&D materials immediately prior to any loading transfer operation • Segregation and storage of different types of waste in different containers or skips to enhance reuse or recycling of materials and their proper disposal
EIA 7.5.1.4; EM&A Log 6.2			Chemical Waste	<ul style="list-style-type: none"> • Drip tray and chemical spillage kit shall be provided on site
EIA 9.7.1 and EM&A Log 8.3			Ecology Concern	<ul style="list-style-type: none"> • Provide training to frontline workers for the conservative species • Provision of protective fence for the conservative species • Regular inspection for concerned vegetation and conservative species
EIA Table 10.11; EM&A Table 9.1			Landscape and Visual Impact	<ul style="list-style-type: none"> • Preservation of existing trees will be undertaken in accordance with CEVB TC(W) 7/2015 and Guidelines for Tree Risk Assessment and Management Arrangement • Implement temporary traffic arrangement which control construction area to minimize landscape and visual impacts
EIA 3.9.1; EM&A Log 2.2	Backfilling	Kong Nga Po Site	Air	<ul style="list-style-type: none"> • Deploy water bowser for regular water spraying to enhance dust suppression

				<ul style="list-style-type: none"> Manual water spraying for dusty operation where inaccessible by water bowser Speed control of site transportation Stockpile of dusty materials will be covered by tarpaulin sheets to avoid wind-blown dust Vehicles used for transporting dusty materials/spoils will be covered by mechanical cover before leaving the site Wheel washing facilities will be provided and cleaning the wheel of all vehicles before leaving the site
EIA 4.4.6; EM&A Log 3.2			Noise Control	<ul style="list-style-type: none"> Regular inspection and maintenance of plant & equipment in good condition Enclose the noisy part of machineries with noise enclosure Adopt of Quality Powered Mechanical Equipment (QPME) if possible
			Working in Restricted Hours	<ul style="list-style-type: none"> Valid construction noise permit should be obtained and displayed on site In case of non-compliance with the construction noise criteria, more frequent monitoring and action should be carried out
EIA 5.6.1.2; EM&A Log 4.2			Water Pollution Control	<ul style="list-style-type: none"> Cover the stockpiles of construction materials to reduce the potential for water pollution Provide wastewater treatment facilities prior to discharge of wastewater


				<ul style="list-style-type: none"> Regular inspection and maintenance of wastewater treatment facilities Wastewater pumped out of the excavation areas will be treated to remove suspended solids prior to discharge Hard paving or well-compact of main haul road to minimize washout of soil Wheels of all vehicles and plants will be cleaned before leaving the work areas to remove sediment, soil and debris from the tracked. The wastewater will be treated and reused on site or discharged.
EIA 7.5.1.1 & 7.5.1.2; EMSA Log 6.2			Waste Generation	<ul style="list-style-type: none"> Training of site personnel in proper waste management and chemical handling procedures Proper storage and sorting of excavated inert materials to maximize on site reuse for backfilling Surplus inert C&D materials will be disposed of at designated Government's PIRF or reuse at other contracts.
EIA 3.9.1; EMSA Log 2.2	Installation of structural Steelworks for 300m baffle range	Kong Nga Po Site	Air	<ul style="list-style-type: none"> Regular inspection and maintenance of plant and equipment in good condition Water spraying at exposed areas Regularly clean up stockpiles and debris to avoid accumulation of materials
EIA 4.4.6;			Noise Control	<ul style="list-style-type: none"> Regular inspection and maintenance of plant & equipment in



EM&A Log 3.2			<p>good condition</p> <ul style="list-style-type: none"> • Adopt of Quality Powered Mechanical Equipment (QPME) if possible
		Working in Restricted Hours	<ul style="list-style-type: none"> • Valid construction noise permit should be obtained and displayed on site • In case of non-compliance with the construction noise criteria, more frequent monitoring and action should be carried out
EIA 5.6.1.2; EM&A Log 4.2		Water Pollution Control	<ul style="list-style-type: none"> • Cover the stockpiles of construction materials to reduce the potential for water pollution • Provide wastewater treatment facilities prior to discharge of wastewater • Wastewater generated from surface runoff shall be treated prior to discharge
EIA 7.5.1.1; EM&A Log 6.2		Waste Management	<ul style="list-style-type: none"> • Cover stockpiles of C&D materials by impervious sheets to avoid wind-blown dust. • Spray water on all dusty materials including C&D materials immediately prior to any loading transfer operation • Segregation and storage of different types of waste in different containers or skips to enhance reuse or recycling of materials and their proper disposal
EIA 7.5.1.4; EM&A Log 6.7		Chemical Waste	<ul style="list-style-type: none"> • Drip tray and chemical spillage kit shall be provided on site



EIA Table 10.11; EM&A Table 9.1			Landscape and Visual Impact	<ul style="list-style-type: none"> • Preservation of existing trees will be undertaken in accordance with DEVB TC(W) 7/2015 and Guidelines for Tree Risk Assessment and Management Arrangement • Implement temporary traffic arrangement which control construction area to minimize landscape and visual impacts
------------------------------------	--	--	-----------------------------	---

**EIA Ref/ EM&A Log/ Design Document Ref*

***Details of equipment, vehicles, plants, processes, technologies for the construction method*


Ref*	Proposed Construction Method	Location/Working Period	Anticipated Major Impacts	Recommended Mitigation Measures	Photo Records (Partial)
EIA 3.9.1; EM&A Log 2.2	Open cut excavation	Kong Nga Po Site	Dust impact	<ul style="list-style-type: none">• Manual water spraying for dust suppression• Regular inspection and maintenance of plant and equipment in good condition• Cover stockpile with impervious sheets or grout• Provide wheel washing facility at site entrance	 <p>By subcontractor at KNP site</p>


					 <p data-bbox="1117 426 1386 444">By subcontractor at KNP site</p>
<p data-bbox="144 490 274 572">EIA 4.4.6; EM&A Log 3.2</p>			<p data-bbox="643 490 699 508">Noise</p>	<ul data-bbox="821 490 1101 830" style="list-style-type: none"> <li data-bbox="821 490 1101 607">• Regular inspection and maintenance of plant & equipment in good condition <li data-bbox="821 618 1101 703">• Deploy Quality Powered Mechanical Equipment (QPME) if possible <li data-bbox="821 713 1101 830">• Valid construction noise permit should be displayed at site entrance. 	 <p data-bbox="1117 747 1403 766">By main contractor at KNP site</p>

					 <p>23.09.2016</p>
EIA 9.7.1 and EMSA Log 8.3			Ecology Concern	<ul style="list-style-type: none"> • Provide training to workers about the conservative species • Provision of protective fence for the conservative species • Regular inspection for concerned vegetation and conservative species 	 <p>02.10.2016</p>

By main contractor at KNP site

By main contractor at KNP site

					 <p>By subcontractor at KNP site</p>
EIA 3.9.1; EM&A Log 2.2	Soil Removal	Kong Nga Po Site	Air	<ul style="list-style-type: none"> • Deploy water bowser for regular water spraying to enhance dust suppression • Cover dusty materials with impervious sheets • Exposed slopes covered with waterproof layers such as tarpaulin sheets or grout to reduce the potential for sediment laden runoff entering 	 <p>By main contractor at KNP site</p>

				<p>the drainage system.</p> <ul style="list-style-type: none"> The speed of the trucks within the site should be controlled to about 10km/hour in order to reduce adverse dust impacts and secure the safe movement around the site. 	
<p>EIA 4.4.6; EM&A Log 3.2</p>			<p>Noise</p>	<ul style="list-style-type: none"> Regular inspection and maintenance of plant & equipment in good condition Deploy Quality Powered Mechanical Equipment (QPME) if possible 	

EIA 5.6.1.2
and EM&A
Log 4.2

Water Quality

- Cover exposed slopes with impervious sheets or cement grout.
- Wastewater pumped out of the excavation areas shall be treated to remove suspended solid prior to discharge.
- Provide desilting/ sedimentation devices for wastewater treatment prior to discharge.
- Provide drip tray to prevent spillage of fuels






By main contractor at KNP site



By main contractor at KNP site

<p>EIA Table 10.11; EMSA Table 9.1</p>			<p>Landscape and Visual Impact</p>	<ul style="list-style-type: none"> • Preservation of existing trees will be undertaken in accordance with DEVB TC(W) 7/2015 and Guidelines for Tree Risk Assessment and Management Arrangement • Implement temporary traffic arrangement which control construction area to minimize landscape and visual impacts • Minimize visual impact during construction stage. Site office not visually prominent from public room and surrounding • Planting will take place as soon the planting area is installed with 	 <p>By main contractor at KNP site</p>
--	--	--	------------------------------------	--	---

				subsoil drainage <ul style="list-style-type: none"> Decorative hoarding is provided 	
EIA 3.9.1; EM&A Log 2.2	Construction of footings, substructure and superstructure	Kong Nga Po Site	Air	<ul style="list-style-type: none"> Cover dusty materials with impervious sheets Exposed slopes covered with waterproof layers such as tarpaulin sheets or grout to reduce the potential for sediment laden runoff entering the drainage system. Provide wheel washing facility at site entrance 	 <p>By subcontractor at KNP site</p>  <p>By subcontractor at KNP site</p>

<p>EIA 4.4.6; EM&A Log 3.2</p>			<p>Noise</p>	<ul style="list-style-type: none"> Valid construction noise permit should be obtained and displayed on site 	 <p>By main contractor at KNP site</p>
<p>EIA 5.6.1.3 and EM&A Log 4.2</p>			<p>Water Quality</p>	<ul style="list-style-type: none"> Surface water from concrete batching areas and the rest of the site should be separated as far as possible. Temporary drainage is free of obstruction. Gullies are sealed to prevent silt or debris from entering the drainage system. 	 <p>By main contractor at KNP site</p>



By subcontractor at KNP site



By main contractor at KNP site

<p>EIA 7.5.1.2 and EM&A Log 6.2</p>			<p>Waste Management</p>	<ul style="list-style-type: none"> • Segregation and storage of different types of waste in different containers or skips or stockpiles to enhance reuse or recycling of materials and their proper disposal • Sort non-inert C&D materials to recover any recyclable portions. 	 <p>By main contractor at KNP site</p>  <p>By main contractor at KNP site</p>
---	--	--	-------------------------	---	---

**APPENDIX C
COPIES OF CALIBRATION
CERTIFICATES**



CERTIFICATE OF CALIBRATION

Ka Shing Facility Management Ltd. Flat C, 14/F, Jing Ho Industrial Building, 78-84 Wang Lung Street, Tsuen Wan, N.T.	Test Report No.	250512MCA-1P
	Date of Issue	12-May-25
	Date of Testing	11-May-25
	Page	1 of 1

Item for Calibration

Description : Laser Dust Monitor
 Manufacturer : Met One Instruments, Inc.
 Model No. : AEROCET-831
 Serial No. : D12641

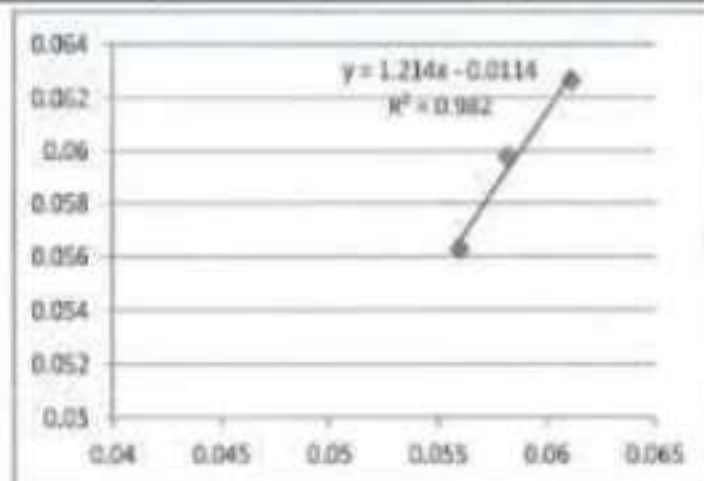
Standard Equipment

Description : High Volume Sampler / Calibration Orifice
 Manufacturer : Tisch Environmental, Inc.
 Model No. : TE-5170 / TE-5025A
 Serial No. : 3476 / 4088
 Last Calibration : 24-AUG-24 / 15-OCT-24

Date	Time	Mean Temp (°C)	Mean Pressure (hPa)	Concentration Standard Equipment (mg/m ³)	Concentration Calibrated Equipment (mg/m ³)
11-May-25	19:00	24.8	1010.1	0.0612	0.0627
11-May-25	20:05	24.8	1010.1	0.0560	0.0563
11-May-25	21:10	24.8	1010.1	0.0582	0.0598

By Linear Regression of Y or X

Slope : 1.2140
 Correlation Coefficient : 0.9820
 K-Factor : 0.9817
 Validity of Calibration : 10-May-26



Recorded by : Jessica Liu Signature: _____ Date: 11-May-25

Checked by : S Tang Signature: _____ Date: 11-May-25

Certificate of Calibration

Calibration Certification Information			
Cal. Date: September 9, 2025	Routometer S/N: 418320	Ta: 294 °K	
Operator: Jim Tisch		Pa: 754.9 mm Hg	
Calibration Model #: TE-5025A	Calibrator S/N: 4088		

Run	Vol. Init (m3)	Vol. Final (m3)	ΔVol. (m3)	ΔTime (min)	ΔP (mm Hg)	ΔH (in H2O)
1	1	2	1	1.4400	3.2	2.00
2	3	4	1	1.0320	6.4	4.00
3	5	6	1	0.9210	8.0	5.00
4	7	8	1	0.8840	8.8	5.50
5	9	10	1	0.7240	12.8	8.00

Data Tabulation					
Vstd (m3)	Qstd (x-axis)	$\sqrt{\Delta H \left(\frac{Pa}{Pstd} \right) \left(\frac{Tstd}{Ta} \right)}$ (y-axis)	Va	Qa (x-axis)	$\sqrt{\Delta H (Ta/Pa)}$ (y-axis)
1.0025	0.6933	1.4190	0.9958	0.6886	0.8826
0.9983	0.9073	2.0068	0.9915	0.9608	1.2481
0.9961	1.0816	2.2436	0.9894	1.0743	1.3955
0.9951	1.3256	2.3532	0.9883	1.1180	1.4636
0.9897	1.3670	2.8380	0.9830	1.3578	1.7651
QSTD	m=	2.11142	QA	m=	1.32213
	b=	-0.03845		b=	-0.02391
	r=	0.99983		r=	0.99983

Calculations			
Vstd =	$\Delta Vol [(Pa - \Delta P) / Pstd] (Tstd / Ta)$	Va =	$\Delta Vol [(Pa - \Delta P) / Pa]$
Qstd =	Vstd / ΔTime	Qa =	Va / ΔTime
For subsequent flow rate calculations:			
Qstd =	$1/m \left(\sqrt{\Delta H \left(\frac{Pa}{Pstd} \right) \left(\frac{Tstd}{Ta} \right)} - b \right)$	Qa =	$1/m \left(\sqrt{\Delta H (Ta/Pa)} - b \right)$

Standard Conditions	
Tstd:	298.15 °K
Pstd:	760 mm Hg
Key	
ΔH:	calibrator manometer reading (in H2O)
ΔP:	routometer manometer reading (mm Hg)
Ta:	actual absolute temperature (°K)
Pa:	actual barometric pressure (mm Hg)
b:	intercept
m:	slope

RECALIBRATION
US EPA recommends annual recalibration per 1998 40 Code of Federal Regulations Part 50 to 51, Appendix B to Part 50, Reference Method for the Determination of Suspended Particulate Matter in the Atmosphere, 9.2.17, page 30



CERTIFICATE OF CALIBRATION

Ka Shing Facility Management Ltd. Flat C, 14/F, Jing Ho Industrial Building, 78-84 Wang Lung Street, Tsuen Wan, N.T.	Test Report No.	250603MCA-1P
	Date of Issue	3-Jun-25
	Date of Testing	2-Jun-25
	Page	1 of 1

Item for Calibration

Description : Laser Dust Monitor
 Manufacturer : Met One Instruments, Inc.
 Model No. : AEROCET-831
 Serial No. : F12258

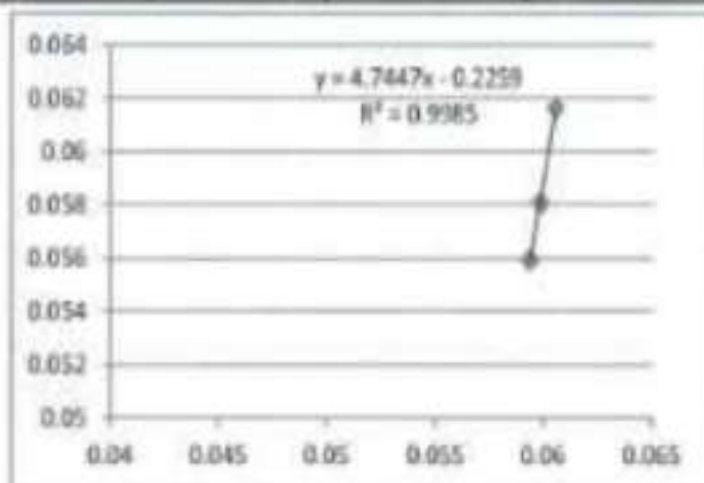
Standard Equipment

Description : High Volume Sampler / Calibration Orifice
 Manufacturer : Tisch Environmental, Inc.
 Model No. : TE-5170 / TE-5025A
 Serial No. : 3476 / 4088
 Last Calibration : 24-AUG-24 / 15-OCT-24

Date	Time	Mean Temp (°C)	Mean Pressure (hPa)	Concentration Standard Equipment (mg/m ³)	Concentration Calibrated Equipment (mg/m ³)
2-Jun-25	19:00	24.8	1002.2	0.0606	0.0616
2-Jun-25	20:05	24.8	1002.2	0.0594	0.0560
2-Jun-25	21:10	24.8	1002.2	0.0599	0.0581

By Linear Regression of Y or X

Slope : 4.7447
 Correlation Coefficient : 0.9985
 K-Factor : 1.0253
 Validity of Calibration : 1-Jun-26



Recorded by : Jessica Liu Signature: [Signature] Date: 2-Jun-25

Checked by : S Tang Signature: [Signature] Date: 2-Jun-25

FAQ / Information

Mutual Recognition Arrangements (MRA) / Multilateral Recognition Arrangements (MLA)

Mutual Recognition Arrangement (MRA) Partners for HOKLAS ^

Every effort is made to promote acceptance of test data from accredited laboratories, both internationally and locally. HKAS has concluded mutual recognition arrangements with accreditation bodies listed below by being one of the signatories of the [International Laboratory Accreditation Cooperation Mutual Recognition Arrangement \(ILAC MRA\)](#) and the [Asia Pacific Accreditation Cooperation Mutual Recognition Arrangement \(APAC MRA\)](#) for testing, calibration, medical testing, Proficiency Testing Providers (PTP) and Reference Material Producers (RMP). Click [here](#) to view the up-to-date signatories of ILAC and [here](#) to access the up-to-date signatories of APAC.

Visitors checking the names, logos and accreditation symbols shown on an endorsed certificate or report should note that some of our MRA partners may have their names, logos or accreditation symbols changed recently and test reports or certificates endorsed by displaying their old accreditation symbols may still be valid during the change-over period. For details, please visit their websites or contact them directly.

> [Mutual Recognition Arrangement \(MRA\) Partners for HOKLAS](#)

HKAS MRA partners will recognise HOKLAS endorsed test certificates as having the same technical validity as certificates endorsed by their respective schemes.

Multilateral Recognition Arrangements (MLA) for HKCAS v

Mutual Recognition Arrangement (MRA) Partners for HKIAS v

 back

Hong Kong Laboratory Accreditation Scheme (HOKLAS) - Mutual Recognition Arrangement (MRA) Partners

Country	Logo	Name of Partner	URL	Test Area
United Kingdom of Great Britain and Northern Ireland		United Kingdom Accreditation Service (UKAS)	http://www.ukas.com	Calibration, Medical Testing, Non-medical Testing, Proficiency Testing Provider, Reference Material Producer
United States of America		AMA Laboratory Accreditation Programs, LLC (AMA-LAP, LLC)	http://www.ama-lap.com	Non-medical Testing
United States of America		American Association for Laboratory Accreditation (A2LA)	http://www.a2la.org	Calibration, Medical Testing, Non-medical Testing, Proficiency Testing Provider, Reference Material Producer
United States of America		ANSI National Accreditation Board (ANAB)	http://www.anab.org	Calibration, Medical Testing, Non-medical Testing, Proficiency Testing Provider, Reference Material Producer
United States of America		International Accreditation Service Inc. (IAS)	http://www.iasinc.com	Calibration, Medical Testing, Non-medical Testing
United States of America		National Accreditation Center LLC (NAC)		Calibration, Non-medical Testing
United States of America		National Voluntary Laboratory Accreditation Program (NVLAP)	http://www.nvlap.gov/index	Calibration, Non-medical Testing



IAS INTERNATIONAL
ACCREDITATION
SERVICE™

CERTIFICATE OF ACCREDITATION

This is to attest that

AQUALITY TESTCONSULT LIMITED

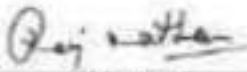
11A&B, KAI FONG GARDEN, PING CHE ROAD
FAH LING, HONG KONG

Calibration Laboratory CL-207

has met the requirements of AC204, IAS Accreditation Criteria for Calibration Laboratories, and has demonstrated compliance with ISO/IEC Standard 17025:2017, General requirements for the competence of testing and calibration laboratories. This organization is accredited to provide the services specified in the scope of accreditation.

Effective Date February 18, 2024




President

Go to www.iasinc.org for current accreditation information.

SCOPE OF ACCREDITATION

International Accreditation Service, Inc.

3060 Saturn Street, Suite 100, Brea, California 92821, U.S.A. | www.iasonline.org

MEASURED QUANTITY or DEVICE TYPE CALIBRATED	RANGE	UNCERTAINTY ^{1,2} (±)	CALIBRATION PROCEDURE AND/OR STANDARD EQUIPMENT USED
			dimensional requirements as specified in BS 1881- Part 105: 1984)
Test Sieve ¹	4 mm to 50 mm	50 µm	Reference Caliper by direct measurement as per BS 410 : 1986
Elongation Gauge ²	Gap between Pins of Gauge 10 mm to 100 mm	0.29 mm	Reference Caliper by direct measurement (Verification in accordance with in-house method for the dimensional requirements as specified in BS 812- Part 1:1975; BS 812- Part 105.2: 1990)
Flakiness Gauge ³	Length of Slot of Gauge 4.9 mm to 33.9 mm	0.06 mm	Reference Caliper by direct measurement ((Verification in accordance with in-house method for the dimensional requirements as specified in BS 812- Part 1:1975; BS 812- Part105.1:1985; BS 812- Part105.1:1989)
Riffle Box ³	Width 6 mm to 100 mm	0.06 mm	Reference Caliper by direct measurement (Verification in accordance with in-house method for the dimensional requirements as specified in BS 812- Part 1:1975)
Mechanical			
Force Measuring Machine ³ (Compression Mode)	1 kN to 3000 kN	0.4 %	Reference Load cell by direct measurement (Based on BS 1610: Part 1:1985; BS 1610: Part 1:1992; BS EN ISO 12390-4 2000 Annex B; BS EN 12390-4: 2019; BS EN ISO 7500-1:2004; BS EN ISO 7500-1: 2015; BS EN ISO 7500-1: 2018)
Laser Dust Meter ⁴	Dust particles 0.1 mg/m ³ to 3 mg/m ³ 3 mg/m ³ to 8 mg/m ³	0.006 mg/m ³ 0.39 mg/m ³	By comparison method by using reference laser dust meter (Based on ISO 12103-1:2016)
Rebound Hammer ⁵	80 unit (hardness)	1.6 rebound count	Reference Rebound count by comparison method (Based on BS1881; Part 202:1986; BS EN 12504-2:2001; BS EN

**APPENDIX D
ENVIRONMENTAL MONITORING
SCHEDULES**

**Environmental Team for Police Facilities in Kong Nga Po
Impact Air Quality and Noise Monitoring Schedule
February-2026**

Sunday	Monday	Tuesday	Wednesday	Thursday	Friday	Saturday
1-Feb	2-Feb	3-Feb	4-Feb	5-Feb	6-Feb	7-Feb
	1-hr TSPx3 (AM1, AM2) NM (NM9 to NM14)					1-hr TSPx3 (AM1, AM2)
8-Feb	9-Feb	10-Feb	11-Feb	12-Feb	13-Feb	14-Feb
					1-hr TSPx3 (AM1, AM2) NM (NM9 to NM14)	
15-Feb	16-Feb	17-Feb	18-Feb	19-Feb	20-Feb	21-Feb
	1-hr TSPx3 (AM1, AM2) NM (NM9 to NM14)					1-hr TSPx3 (AM1, AM2)
22-Feb	23-Feb	24-Feb	25-Feb	26-Feb	27-Feb	28-Feb
					1-hr TSPx3 (AM1, AM2) NM (NM9 to NM14)	

**Environmental Team for Police Facilities in Kong Nga Po
Impact Air Quality and Noise Monitoring Schedule
March-2026**

Sunday	Monday	Tuesday	Wednesday	Thursday	Friday	Saturday
1-Mar	2-Mar	3-Mar	4-Mar	5-Mar	6-Mar	7-Mar
				1-hr TSPx3 (AM1, AM2) NM (NM9 to NM14)		
8-Mar	9-Mar	10-Mar	11-Mar	12-Mar	13-Mar	14-Mar
			1-hr TSPx3 (AM1, AM2) NM (NM9 to NM14)			
15-Mar	16-Mar	17-Mar	18-Mar	19-Mar	20-Mar	21-Mar
		1-hr TSPx3 (AM1, AM2) NM (NM9 to NM14)				
22-Mar	23-Mar	24-Mar	25-Mar	26-Mar	27-Mar	28-Mar
	1-hr TSPx3 (AM1, AM2) NM (NM9 to NM14)					1-hr TSPx3 (AM1, AM2)
29-Mar	30-Mar	31-Mar				

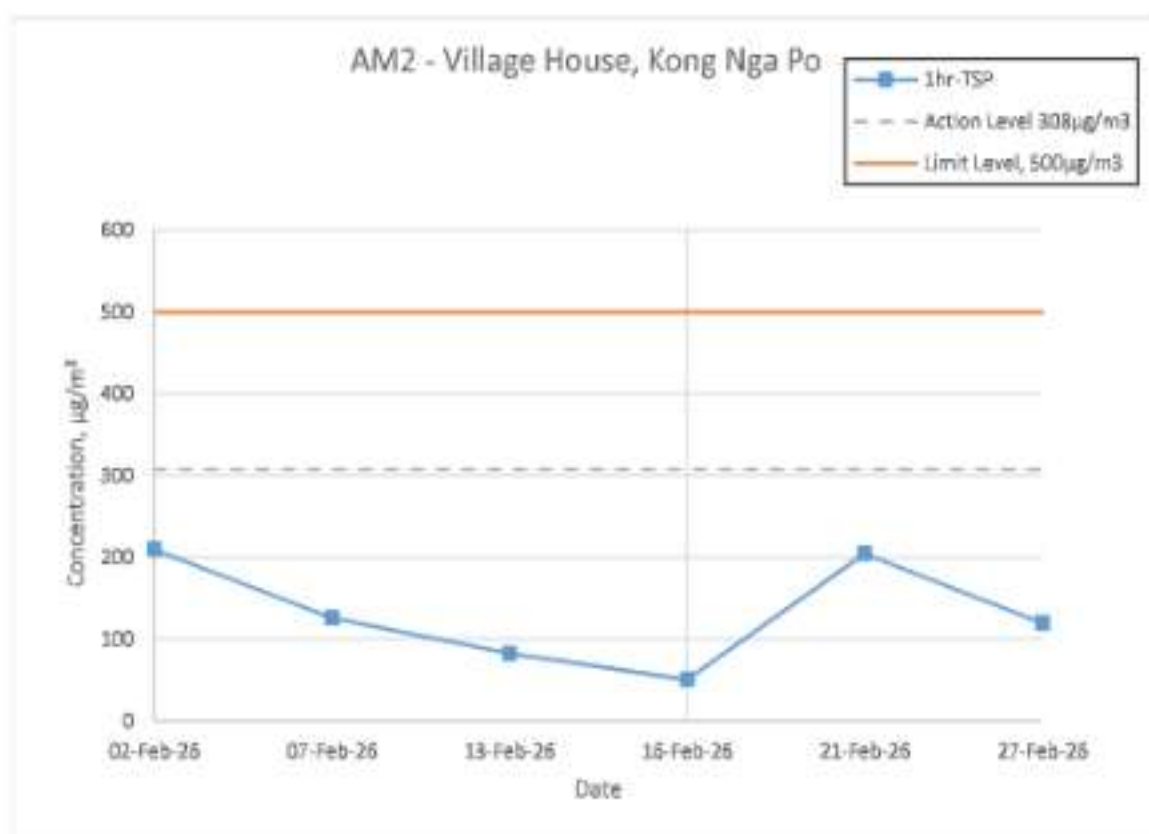
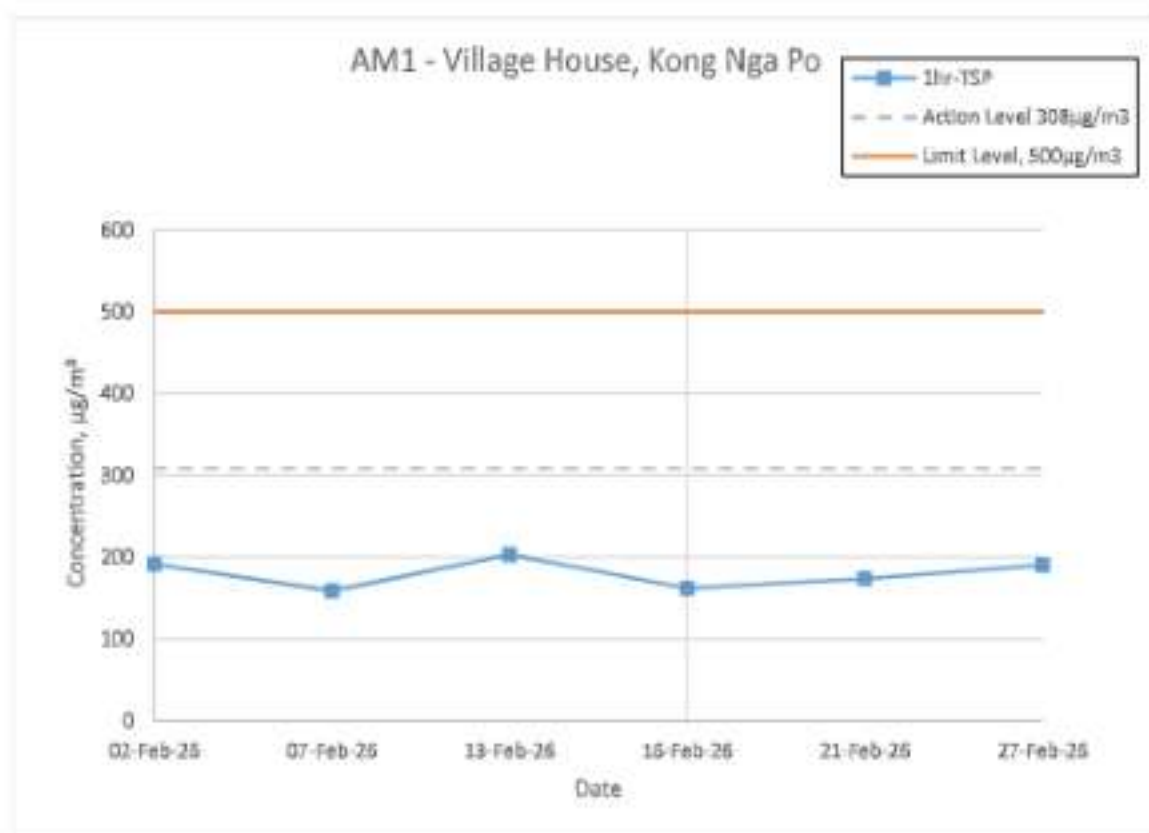
**APPENDIX E
AIR QUALITY MONITORING RESULTS
AND GRAPHICAL PRESENTATION**

Appendix E - 1-hour TSP Monitoring Results

Location AM1 - Village House, Kong Nga Po			
Date	Time	Weather	Particulate Concentration ($\mu\text{g}/\text{m}^3$)
02-Feb-26	13:33	Sunny	192
	14:33		50
	15:33		90
07-Feb-26	8:40	Sunny	159
	9:40		154
	10:40		95
13-Feb-26	13:19	Sunny	203
	14:19		71
	15:19		195
16-Feb-26	13:12	Sunny	162
	14:12		220
	15:12		136
21-Feb-26	8:15	Sunny	174
	9:15		124
	10:15		111
27-Feb-26	13:31	Sunny	190
	14:31		218
	15:31		242
Minimum			50
Maximum			242
Average			155

Location AM2 - Village House, Kong Nga Po			
Date	Time	Weather	Particulate Concentration ($\mu\text{g}/\text{m}^3$)
02-Feb-26	13:17	Sunny	210
	14:17		78
	15:17		145
07-Feb-26	8:30	Sunny	126
	9:30		164
	10:30		85
13-Feb-26	13:18	Sunny	83
	14:18		157
	15:18		101
16-Feb-26	13:08	Sunny	51
	14:08		35
	15:08		84
21-Feb-26	8:25	Sunny	205
	9:25		204
	10:25		175
27-Feb-26	13:41	Sunny	120
	14:41		97
	15:41		21
Minimum			21
Maximum			210
Average			119

1-hr TSP Concentration Levels



**APPENDIX F
NOISE MONITORING RESULTS AND
GRAPHICAL PRESENTATION**

Appendix F -Noise Monitoring Results

Location NM9 - Village House, Kong Nga Po									
Date	Weather	Wind Speed (m/s)	Time	Unit: dB(A) (5-min)			Average	Limit Level	Baseline
				L ₉₅	L ₁₀	L ₉₀			
02-Feb-26	Sunny	1.59	13:44	58.4	57.1	47.1	58.7	75.0	55.9
				50.7	53.1	46.4			
				53.5	56.5	47.9			
				50.2	52.6	46.5			
				50.4	52.2	46.7			
				65.1	63.1	47.4			
13-Feb-26	Sunny	0.00	13:14	57.3	60.0	46.2	59.9	75.0	55.9
				49.9	51.0	47.0			
				48.6	49.5	47.7			
				57.8	50.3	47.7			
				63.3	63.7	49.5			
				63.9	64.5	49.2			
16-Feb-26	Sunny	0.28	13:16	38.9	34.0	18.9	32.4	75.0	55.9
				23.5	26.9	16.3			
				27.4	31.5	19.3			
				28.3	31.7	20.9			
				29.2	33.5	18.3			
				24.8	27.1	16.9			
27-Feb-26	Sunny	1.59	13:05	44.2	47.4	27.1	44.4	75.0	55.9
				46.5	50.2	32.6			
				39.0	34.2	32.3			
				45.0	46.7	32.8			
				44.7	46.1	32.0			
				44.0	47.0	30.9			

Location NM10 - Village House, Kong Nga Po									
Date	Weather	Wind Speed (m/s)	Time	Unit: dB(A) (5-min)			Average	Limit Level	Baseline
				L ₉₅	L ₁₀	L ₉₀			
02-Feb-26	Sunny	0.01	13:50	61.1	61.1	44.6	55.3	75.0	52.8
				52.6	49.7	43.3			
				50.0	53.4	43.9			
				49.7	53.0	44.4			
				53.7	53.8	43.0			
				50.7	52.7	43.3			
13-Feb-26	Sunny	0.00	13:30	60.5	63.2	48.1	56.5	75.0	52.8
				54.1	55.2	47.9			
				51.7	53.7	48.0			
				52.5	55.1	48.8			
				53.7	56.1	49.6			
				58.8	62.9	48.6			
16-Feb-26	Sunny	0.00	13:18	64.4	63.2	55.3	63.0	75.0	52.8
				61.5	57.4	56.5			
				61.3	63.2	56.6			
				65.1	62.4	57.0			
				63.2	64.1	58.9			
				61.0	65.4	53.1			
27-Feb-26	Sunny	0.81	13:19	61.4	52.9	44.4	55.4	75.0	52.8
				48.9	51.2	43.9			
				52.2	56.3	44.2			
				55.4	59.6	44.4			
				46.8	49.6	42.5			
				47.5	50.1	43.7			

Location NM11 - Village House, Kong Nga Po									
Date	Weather	Wind Speed (m/s)	Time	Unit: dB(A) (5-min)			Average	Limit Level	Baseline
				L ₉₀	L ₁₀	L ₅₀			
02-Feb-26	Sunny	0.02	13:54	64.8	61.2	47.8	58.2	75.0	46.4
				54.4	51.1	47.0			
				56.1	56.3	48.0			
				50.7	50.1	46.6			
				48.0	49.4	46.7			
				49.4	49.0	46.0			
13-Feb-26	Sunny	0.40	13:34	61.7	61.5	41.0	54.5	75.0	46.4
				43.7	46.4	40.7			
				46.4	49.0	41.4			
				43.6	45.8	40.6			
				50.2	48.2	40.2			
				45.5	48.8	39.3			
16-Feb-26	Sunny	0.53	13:23	60.9	55.5	38.3	54.1	75.0	46.4
				51.0	51.6	41.5			
				46.7	47.6	38.8			
				43.2	44.2	38.2			
				48.4	50.6	38.6			
				48.0	50.1	38.9			
27-Feb-26	Sunny	0.02	13:23	58.6	58.9	42.6	55.6	75.0	46.4
				45.3	48.2	40.9			
				45.4	47.5	40.9			
				46.1	49.6	40.5			
				53.3	52.0	42.5			
				60.6	65.1	46.2			

Location NM12 - Village House, Kong Nga Po									
Date	Weather	Wind Speed (m/s)	Time	Unit: dB(A) (5-min)			Average	Limit Level	Baseline
				L ₉₀	L ₁₀	L ₅₀			
02-Feb-26	Sunny	0.75	13:20	59.7	48.7	42.5	61.9	75.0	54.7
				42.6	42.8	42.4			
				56.0	45.8	42.6			
				64.5	62.8	46.9			
				64.5	67.1	48.2			
				63.5	63.6	47.5			
13-Feb-26	Sunny	1.20	13:18	35.9	37.5	34.3	43.5	75.0	54.7
				34.9	35.5	34.2			
				45.1	46.3	34.4			
				45.0	47.5	35.1			
				45.8	48.8	33.8			
				43.8	45.1	34.7			
16-Feb-26	Sunny	1.90	13:08	55.1	51.9	44.9	63.4	75.0	54.7
				64.7	59.7	48.2			
				63.6	65.5	48.9			
				64.0	54.9	45.1			
				60.7	64.0	45.9			
				65.8	66.8	51.3			
27-Feb-26	Sunny	0.75	13:14	63.9	52.8	47.4	62.8	75.0	54.7
				59.4	61.9	47.3			
				63.0	63.2	48.9			
				64.3	65.5	49.0			
				62.4	52.6	47.9			
				62.4	57.6	49.8			

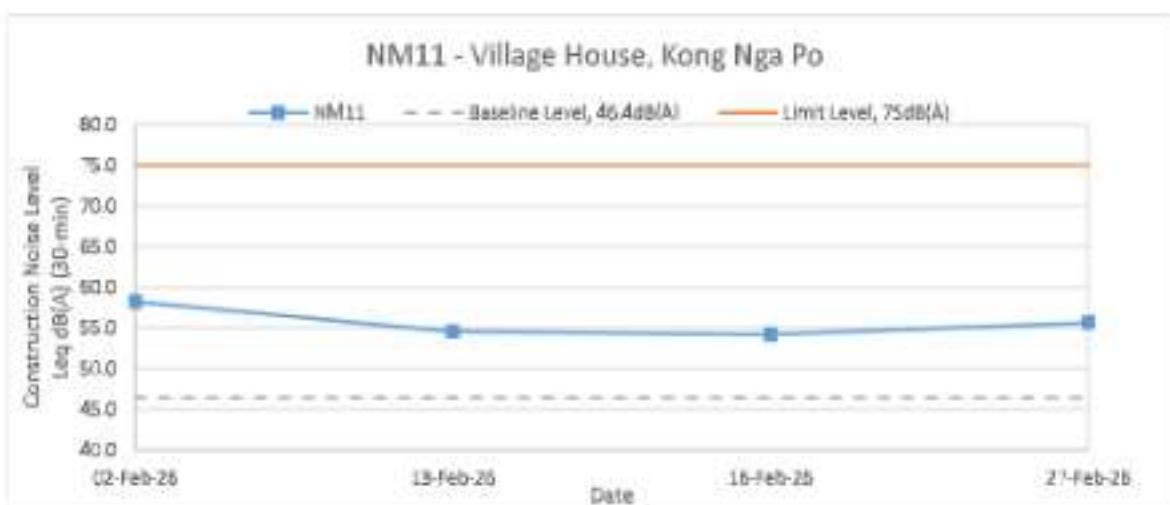
Location NM13 - Village House, Kong Nga Po

Date	Weather	Wind Speed (m/s)	Time	Unit: dB(A) (5-min)			Average	Limit Level	Baseline
				L ₉₀	L ₁₀	L ₅₀			
02-Feb-26	Sunny	0.40	14:00	61.8	62.5	46.5	61.6	75.0	61.3
				61.4	64.3	47.2			
				65.0	63.7	45.9			
				46.9	47.3	46.0			
				58.1	59.5	45.5			
				62.8	63.9	46.2			
13-Feb-26	Sunny	0.10	14:37	64.5	63.8	46.4	65.5	75.0	61.3
				62.8	66.5	47.4			
				54.2	49.5	46.3			
				67.7	71.2	45.2			
				67.6	70.2	58.1			
				66.6	69.8	57.8			
16-Feb-26	Sunny	9	13:36	57.3	54.3	44.4	51.3	75.0	61.3
				47.1	46.9	44.1			
				45.7	47.0	44.3			
				45.7	47.0	44.3			
				50.4	52.5	44.3			
				45.7	46.8	44.4			
27-Feb-26	Sunny	0.4	13:29	59.2	57.3	46.4	57.9	75.0	61.3
				50.9	53.4	48.3			
				51.8	53.7	48.9			
				55.9	54.2	48.8			
				51.3	52.9	49.2			
				63.2	58.1	49.0			

Location NM14 - Village House, near Man Kam To Road

Date	Weather	Wind Speed (m/s)	Time	Unit: dB(A) (5-min)			Average	Limit Level	Baseline
				L ₉₀	L ₁₀	L ₅₀			
02-Feb-26	Sunny	0.35	14:22	64.7	64.8	50.9	63.5	75.0	59.6
				63.0	63.1	48.3			
				51.4	52.4	49.7			
				59.4	61.2	49.8			
				65.8	68.5	59.2			
				65.8	68.3	58.8			
13-Feb-26	Sunny	0.00	13:44	65.5	63.0	40.9	58.0	75.0	59.6
				46.7	50.3	37.0			
				47.6	50.6	38.7			
				46.5	49.8	39.1			
				48.6	51.5	39.9			
				47.6	51.0	37.5			
16-Feb-26	Sunny	8.60	13:46	62.2	62.9	41.1	67.3	75.0	59.6
				67.7	70.2	62.5			
				64.0	65.9	45.6			
				66.0	69.3	50.1			
				63.8	67.1	43.5			
				72.0	67.8	27.9			
27-Feb-26	Sunny	0.35	13:36	44.3	36.7	31.1	44.1	75.0	59.6
				44.0	47.7	31.1			
				42.9	45.9	31.9			
				46.7	46.3	33.1			
				45.3	47.0	31.9			
				31.7	32.6	30.7			

Noise Levels





APPENDIX G
WEATHER CONDITION

Appendix G –
General Weather Conditions during the Monitoring Period February 2026

Date February	Mean Pressure (hPa)	Air Temperature			Mean Dew Point Temperature (deg. C)	Mean Relative Humidity (%)	Mean Amount of Cloud (%)	Total Rainfall (mm)
		Maximum (deg. C)	Mean (deg. C)	Minimum (deg. C)				
1	1023.4	19.7	15.8	12	11.5	76	92	1.6
2	1024	21	17.5	15.2	11	66	34	-
3	1024.1	20.2	17.8	16.5	12.9	73	83	-
4	1019.9	22.1	18.8	16.6	13.7	73	54	-
5	1016.7	25.2	20.9	18.1	16.8	78	47	-
6	1015.2	26.2	22.1	18.9	16.5	72	19	-
7	1018.7	21.2	19.6	18.3	16.2	81	77	Trace
8	1024.3	18.4	16.5	14.9	9	62	81	0.1
9	1022.7	16.4	15.5	14.1	9.2	66	79	-
10	1020.7	19.6	17.9	16.4	13.6	76	83	-
11	1020.6	25.2	21	18	15.7	73	45	-
12	1020.2	19.9	18.4	17.6	14.5	78	78	-
13	1017.7	24.5	20.2	17.7	14.7	71	35	-
14	1016.2	25.8	21.8	18.5	17.1	76	25	-
15	1015.7	26.9	22.9	20.9	19.5	81	48	-
16	1015.3	27.9	24	22	20.1	79	52	-
17	1019.3	22.4	19.5	18.2	15.8	80	91	Trace
18	1021.9	23	19.6	17.9	12.8	65	56	Trace
19	1022.3	22.4	19.6	17.8	13.9	70	59	Trace
20	1018.7	24.6	20.9	18.6	15.4	72	33	-
21	1013.5	23.4	21	19.2	17.2	79	44	-
22	1012.5	25.3	22.3	20.2	17.6	76	51	-
23	1013.6	23	21.4	20.8	17.5	79	67	-
24	1013.7	25.7	22.3	19.5	19.1	83	83	0.4
25	1014.3	26	22.7	21.3	19.3	81	79	Trace
26	1012.3	21.9	20.5	19	17.7	84	92	0.2
27	1010.1	22.8	21.4	20.4	19.4	88	88	0.3
28	1010.8	21.8	20	19	18.7	93	90	39
Mean/Total	1017.8	22.9	20.1	18.1	15.6	76	63	41.6
Normal*	1018.7	19.4	17.1	15.3	13.2	79	72	38.9

* The above information was extracted from the daily weather summary by Hong Kong Observatory.

APPENDIX H
ECOLOGICAL MONITORING RESULTS

Contract No.: SS K509
Design and Construction of
Kong Nga Po Police Training Facilities

Monitoring and Maintenance Works Report

INSPECTION DATE: 26 FEBRUARY 2026
REPORT DATE: 05 MARCH 2026



PREPARED BY:
Lau Siu Yeung, Andy
(UKAA PR5206)

Template of Post-transplantation Monitoring Checklist
Design and Construction of Kong Nga Po Police Training Facilities

Andis Ref. No. _____

Contract SS K509

Inspected By Lau Siu Yeung

Inspection Date 26/02/2026

Time Period 08:30 to 12:00

Part A Weather

Condition Sunny Fine Overcast Drizzle Rain Storm Hazy

Temperature 21.9 °C

Humidity High (RH-80%+) Moderate (50%-RH-80%) Low (RH-50%+)

Wind Calm Light Breeze Strong

Part B

1. Ceanothus Maximus (manis)

	N/A or not observed	Yes	No	Follow-up	N/C	Remarks
1.1 Are the plants' health conditions satisfactory?	<input type="checkbox"/>	<input checked="" type="checkbox"/>	<input type="checkbox"/>	<input type="checkbox"/>	<input type="checkbox"/>	
1.2 Are transplanted plants on site protected carefully?	<input type="checkbox"/>	<input checked="" type="checkbox"/>	<input type="checkbox"/>	<input type="checkbox"/>	<input type="checkbox"/>	
1.3 Are the temporary protective fence properly erected and maintained?	<input type="checkbox"/>	<input checked="" type="checkbox"/>	<input type="checkbox"/>	<input type="checkbox"/>	<input type="checkbox"/>	
1.4 Are the plant protection zone set far from the plants?	<input type="checkbox"/>	<input checked="" type="checkbox"/>	<input type="checkbox"/>	<input type="checkbox"/>	<input type="checkbox"/>	
1.5 Are all grazed and planted area kept free from weeds/unwanted plants?	<input type="checkbox"/>	<input checked="" type="checkbox"/>	<input type="checkbox"/>	<input type="checkbox"/>	<input type="checkbox"/>	
1.6 Is compaction of the soil avoided for the plants?	<input type="checkbox"/>	<input checked="" type="checkbox"/>	<input type="checkbox"/>	<input type="checkbox"/>	<input type="checkbox"/>	
1.7 Are litter/unwanted material removed within the planting area?	<input type="checkbox"/>	<input checked="" type="checkbox"/>	<input type="checkbox"/>	<input type="checkbox"/>	<input type="checkbox"/>	
1.8 Are equipment or stockpile placed outside the protection zone?	<input type="checkbox"/>	<input checked="" type="checkbox"/>	<input type="checkbox"/>	<input type="checkbox"/>	<input type="checkbox"/>	
1.9 Are soil, debris or construction materials deposited around and against the trunk of a plant as this causes bark damage avoided?	<input type="checkbox"/>	<input checked="" type="checkbox"/>	<input type="checkbox"/>	<input type="checkbox"/>	<input type="checkbox"/>	
1.10 Are things driven into plants avoided?	<input type="checkbox"/>	<input checked="" type="checkbox"/>	<input type="checkbox"/>	<input type="checkbox"/>	<input type="checkbox"/>	
1.11 Are the plants used for anchoring or winching purposes or for the display of signs avoided?	<input type="checkbox"/>	<input checked="" type="checkbox"/>	<input type="checkbox"/>	<input type="checkbox"/>	<input type="checkbox"/>	
1.12 Are the fire lit below the branches and petrol, oil or caustic substances stored near the plants avoided?	<input type="checkbox"/>	<input checked="" type="checkbox"/>	<input type="checkbox"/>	<input type="checkbox"/>	<input type="checkbox"/>	
1.13 Are all plants kept free from pest, disease or fungal infection?	<input type="checkbox"/>	<input checked="" type="checkbox"/>	<input type="checkbox"/>	<input type="checkbox"/>	<input type="checkbox"/>	
1.14 Are there enough area for growth and development of plant roots?	<input type="checkbox"/>	<input checked="" type="checkbox"/>	<input type="checkbox"/>	<input type="checkbox"/>	<input type="checkbox"/>	
1.15a Is exposure of plant roots avoided?	<input type="checkbox"/>	<input checked="" type="checkbox"/>	<input type="checkbox"/>	<input type="checkbox"/>	<input type="checkbox"/>	
1.15b If soil, weed broken off or rotting of roots avoided?	<input type="checkbox"/>	<input checked="" type="checkbox"/>	<input type="checkbox"/>	<input type="checkbox"/>	<input type="checkbox"/>	

2. Ladino Tree (Spiranthes albanis)

	N/A or not observed	Yes	No	Follow-up	N/C	Remarks
2.1 Are the plants' health conditions satisfactory?	<input type="checkbox"/>	<input checked="" type="checkbox"/>	<input type="checkbox"/>	<input type="checkbox"/>	<input type="checkbox"/>	
2.2 Are transplanted plants on site protected carefully?	<input type="checkbox"/>	<input checked="" type="checkbox"/>	<input type="checkbox"/>	<input type="checkbox"/>	<input type="checkbox"/>	
2.3 Are the temporary protective fence properly erected and maintained?	<input type="checkbox"/>	<input checked="" type="checkbox"/>	<input type="checkbox"/>	<input type="checkbox"/>	<input type="checkbox"/>	
2.4 Are the plant protection zone set far from the plants?	<input type="checkbox"/>	<input checked="" type="checkbox"/>	<input type="checkbox"/>	<input type="checkbox"/>	<input type="checkbox"/>	
2.5 Are all grazed and planted area kept free from weeds/unwanted plants?	<input type="checkbox"/>	<input checked="" type="checkbox"/>	<input type="checkbox"/>	<input type="checkbox"/>	<input type="checkbox"/>	
2.6 Is compaction of the soil avoided for the plants?	<input type="checkbox"/>	<input checked="" type="checkbox"/>	<input type="checkbox"/>	<input type="checkbox"/>	<input type="checkbox"/>	
2.7 Are litter/unwanted material removed within the planting area?	<input type="checkbox"/>	<input checked="" type="checkbox"/>	<input type="checkbox"/>	<input type="checkbox"/>	<input type="checkbox"/>	

Template of Post-transplantation Monitoring Checklist
Design and Construction of Kong Nga Po Police Training Facilities

	N/A or not observed	Yes	No	Follow-up	N/C	Remarks
2.8	Are equipment or stockpile placed outside the protection zone?	<input checked="" type="checkbox"/>	<input type="checkbox"/>	<input type="checkbox"/>	<input type="checkbox"/>	_____
2.9	Are soil, debris or construction materials deposited around and against the trunk of a plant as this causes bark damage avoided?	<input checked="" type="checkbox"/>	<input type="checkbox"/>	<input type="checkbox"/>	<input type="checkbox"/>	_____
2.10	Are logs driven into plants avoided?	<input checked="" type="checkbox"/>	<input type="checkbox"/>	<input type="checkbox"/>	<input type="checkbox"/>	_____
2.11	Are the plants used for anchoring or winching purposes or for the display of signs avoided?	<input checked="" type="checkbox"/>	<input type="checkbox"/>	<input type="checkbox"/>	<input type="checkbox"/>	_____
2.12	Are the fire lit below the branches and petrol, oil or caustic substances stored near the plants avoided?	<input checked="" type="checkbox"/>	<input type="checkbox"/>	<input type="checkbox"/>	<input type="checkbox"/>	_____
2.13	Are all plants kept free from pest, disease or fungal infection?	<input checked="" type="checkbox"/>	<input type="checkbox"/>	<input type="checkbox"/>	<input type="checkbox"/>	_____
2.14	Are there enough area for growth and development of plant roots?	<input checked="" type="checkbox"/>	<input type="checkbox"/>	<input type="checkbox"/>	<input type="checkbox"/>	_____
2.15a	Is exposure of plant roots avoided?	<input checked="" type="checkbox"/>	<input type="checkbox"/>	<input type="checkbox"/>	<input type="checkbox"/>	_____
2.15b	If not, were breaks off or rotting of roots avoided?	<input checked="" type="checkbox"/>	<input type="checkbox"/>	<input type="checkbox"/>	<input type="checkbox"/>	_____
<hr/>						
	N/A or not observed	Yes	No	Follow-up	N/C	Remarks
3. Protection: Trees and their vicinity						
3.1	Are the trees's health conditions satisfactory?	<input type="checkbox"/>	<input type="checkbox"/>	<input type="checkbox"/>	<input type="checkbox"/>	_____
3.2	Are transplanted trees on site protected carefully?	<input type="checkbox"/>	<input type="checkbox"/>	<input type="checkbox"/>	<input type="checkbox"/>	_____
3.3	Are the temporary protective fence properly erected and maintained?	<input type="checkbox"/>	<input type="checkbox"/>	<input type="checkbox"/>	<input type="checkbox"/>	_____
3.4	Are the tree protection zone set in firm the trees?	<input type="checkbox"/>	<input type="checkbox"/>	<input type="checkbox"/>	<input type="checkbox"/>	_____
3.5	Are all graded and planted area kept free from weeds/unwanted plants?	<input type="checkbox"/>	<input type="checkbox"/>	<input type="checkbox"/>	<input type="checkbox"/>	_____
3.6	Is compaction of the soil avoided for the trees.	<input type="checkbox"/>	<input type="checkbox"/>	<input type="checkbox"/>	<input type="checkbox"/>	_____
3.7	Are litter/ unwanted material removed within the planting area?	<input type="checkbox"/>	<input type="checkbox"/>	<input type="checkbox"/>	<input type="checkbox"/>	_____
3.8	Are equipment or stockpile placed outside the protection zone?	<input type="checkbox"/>	<input type="checkbox"/>	<input type="checkbox"/>	<input type="checkbox"/>	_____
3.9	Are soil, debris or construction materials deposited around and against the trunk of a tree as this causes bark damage avoided?	<input type="checkbox"/>	<input type="checkbox"/>	<input type="checkbox"/>	<input type="checkbox"/>	_____
3.10	Are logs driven into trees avoided?	<input type="checkbox"/>	<input type="checkbox"/>	<input type="checkbox"/>	<input type="checkbox"/>	_____
3.11	Are the trees used for anchoring or winching purposes or for the display of signs avoided?	<input type="checkbox"/>	<input type="checkbox"/>	<input type="checkbox"/>	<input type="checkbox"/>	_____
3.12	Are the fire lit below the branches and petrol, oil or caustic substances stored near the trees avoided?	<input type="checkbox"/>	<input type="checkbox"/>	<input type="checkbox"/>	<input type="checkbox"/>	_____
3.13	Are all trees kept free from pest, disease or fungal infection?	<input type="checkbox"/>	<input type="checkbox"/>	<input type="checkbox"/>	<input type="checkbox"/>	_____
3.14	Are there enough area for growth and development of tree roots?	<input type="checkbox"/>	<input type="checkbox"/>	<input type="checkbox"/>	<input type="checkbox"/>	_____
3.15a	Is exposure of tree roots avoided?	<input type="checkbox"/>	<input type="checkbox"/>	<input type="checkbox"/>	<input type="checkbox"/>	_____
3.15b	If not, were breaks off or rotting of roots avoided?	<input type="checkbox"/>	<input type="checkbox"/>	<input type="checkbox"/>	<input type="checkbox"/>	_____
3.16	Are wounds/mechanical injuries avoided on tree trunk?	<input type="checkbox"/>	<input type="checkbox"/>	<input type="checkbox"/>	<input type="checkbox"/>	_____
3.17	Are leaning of trees avoided?	<input type="checkbox"/>	<input type="checkbox"/>	<input type="checkbox"/>	<input type="checkbox"/>	_____
3.18	Are dead/decayed branches avoided?	<input type="checkbox"/>	<input type="checkbox"/>	<input type="checkbox"/>	<input type="checkbox"/>	_____
3.19	Are decay/cavity avoided on tree trunks?	<input type="checkbox"/>	<input type="checkbox"/>	<input type="checkbox"/>	<input type="checkbox"/>	_____

Template of Post-transplantation Monitoring Checklist
 Design and Construction of Kong Nga Po Police Training Facilities

Part C Follow-up by the Previous Site Audit on Date: _____ (Ref. No. _____)		N/A or not observed	Yes	No	Follow-up	N/C	Remarks
1.	Is the situation in item _____ improved/rectified?	<input type="checkbox"/>	<input type="checkbox"/>	<input type="checkbox"/>	<input type="checkbox"/>	<input type="checkbox"/>	_____
2.	Is the situation in item _____ improved/rectified?	<input type="checkbox"/>	<input type="checkbox"/>	<input type="checkbox"/>	<input type="checkbox"/>	<input type="checkbox"/>	_____
3.	Is the situation in item _____ improved/rectified?	<input type="checkbox"/>	<input type="checkbox"/>	<input type="checkbox"/>	<input type="checkbox"/>	<input type="checkbox"/>	_____
4.	Is the situation in item _____ improved/rectified?	<input type="checkbox"/>	<input type="checkbox"/>	<input type="checkbox"/>	<input type="checkbox"/>	<input type="checkbox"/>	_____
5.	Is the situation in item _____ improved/rectified?	<input type="checkbox"/>	<input type="checkbox"/>	<input type="checkbox"/>	<input type="checkbox"/>	<input type="checkbox"/>	_____
6.	Is the situation in item _____ improved/rectified?	<input type="checkbox"/>	<input type="checkbox"/>	<input type="checkbox"/>	<input type="checkbox"/>	<input type="checkbox"/>	_____
7.	Is the situation in item _____ improved/rectified?	<input type="checkbox"/>	<input type="checkbox"/>	<input type="checkbox"/>	<input type="checkbox"/>	<input type="checkbox"/>	_____
8.	Is the situation in item _____ improved/rectified?	<input type="checkbox"/>	<input type="checkbox"/>	<input type="checkbox"/>	<input type="checkbox"/>	<input type="checkbox"/>	_____
9.	Is the situation in item _____ improved/rectified?	<input type="checkbox"/>	<input type="checkbox"/>	<input type="checkbox"/>	<input type="checkbox"/>	<input type="checkbox"/>	_____
10.	Is the situation in item _____ improved/rectified?	<input type="checkbox"/>	<input type="checkbox"/>	<input type="checkbox"/>	<input type="checkbox"/>	<input type="checkbox"/>	_____

Remarks/Observations

Drying season and no rainfall within this month contributed to slow growth of plants

Signatures:

Contractor's Representative

(Name: Lau Siu Yeung)
 (Date: 26/02/2026)

Supervisor's Rep.

(Name: _____)
 (Date: _____)

Tree/Plant/ Colony No.	Number of Individuals	Species Name	Form (Good/Fair/Poor)	Health (Good/Fair/Poor)	Remark
C-0001	01	<i>Brainea insignis</i>	F	F	Young leaves observed
	02	<i>Brainea insignis</i>	F	F	Young leaves observed
	03	<i>Brainea insignis</i>	F	F	Young leaves observed
	04	<i>Brainea insignis</i>	F	F	Young leaves observed
	05	<i>Brainea insignis</i>	F	F	Young leaves observed
	06	<i>Brainea insignis</i>	F	F	Young leaves observed
	07	<i>Brainea insignis</i>	F	F	Young leaves observed
	08	<i>Brainea insignis</i>	F	F	Young leaves observed
C-0002	01	<i>Brainea insignis</i>	F	F	Young leaves observed
	02	<i>Brainea insignis</i>	F	F	Young leaves observed
	03	<i>Brainea insignis</i>	F	P	Young leaves observed
	04	<i>Brainea insignis</i>	F	P	Young leaves observed
	05	<i>Brainea insignis</i>	F	F	Young leaves observed
	06	<i>Brainea insignis</i>	F	F	Young leaves observed
	07	<i>Brainea insignis</i>	F	F	Young leaves observed
	08	<i>Brainea insignis</i>	F	F	Young leaves observed
C-0003	01	<i>Brainea insignis</i>	F	F	Young leaves observed
C-0004	01	<i>Brainea insignis</i>	P	P	Young leaves at base; Dry out caused by bushfire initially outside site boundary and high temperature on 2 Feb 2021
	02	<i>Brainea insignis</i>	F	F	Young leaves observed
	03	<i>Brainea insignis</i>	F	F	Young leaves observed
	04	<i>Brainea insignis</i>	F	F	Young leaves observed
	05	<i>Brainea insignis</i>	F	F	Young leaves observed
	06	<i>Brainea insignis</i>	F	F	Young leaves observed
	07	<i>Brainea insignis</i>	F	F	Young leaves observed
	08	<i>Brainea insignis</i>	F	F	Young leaves observed
	09	<i>Brainea insignis</i>	P	P	Dry out caused by bushfire initially outside site boundary and high temperature on 2 Feb 2021
	10	<i>Brainea insignis</i>	F	P	Young leaves at base
	11	<i>Brainea insignis</i>	F	F	Young leaves observed
	12	<i>Brainea insignis</i>	F	P	Young leaves observed
	13	<i>Brainea insignis</i>	-	-	Stem not found Dry out caused by bushfire initially outside site boundary and high temperature on 2 Feb 2021
	14	<i>Brainea insignis</i>	F	F	Young leaves observed
	15	<i>Brainea insignis</i>	P	P	Young leaves at base; Dry out caused by bushfire initially outside site boundary and high temperature on 2 Feb 2021
	16	<i>Brainea insignis</i>	P	P	Dry out caused by bushfire initially outside site boundary and high temperature on 2 Feb 2021
	17	<i>Brainea insignis</i>	P	P	Young leaves observed
	18	<i>Brainea insignis</i>	-	-	Burned by bushfire initially outside the site boundary on 2 Feb 2021.
	19	<i>Brainea insignis</i>	F	P	-
	20	<i>Brainea insignis</i>	F	F	Young leaves observed

Tree/Plant/ Colony No.	Number of Individuals	Species Name	Form (Good/Fair/Poor)	Health (Good/Fair/Poor)	Remark
C-0005	01	<i>Brainea insignis</i>	F	F	Young leaves observed
	02	<i>Brainea insignis</i>	F	F	Young leaves observed
	03	<i>Brainea insignis</i>	F	F	Young leaves observed
	04	<i>Brainea insignis</i>	F	F	Young leaves observed
	05	<i>Brainea insignis</i>	F	P	Young leaves observed
	06	<i>Brainea insignis</i>	F	F	Young leaves observed
	07	<i>Brainea insignis</i>	F	F	Young leaves observed
C-0006	01	<i>Brainea insignis</i>	F	F	Young leaves observed
C-0007	01	<i>Brainea insignis</i>	F	F	Young leaves observed
	02	<i>Brainea insignis</i>	F	P	-
C-0008	01	<i>Brainea insignis</i>	F	F	Young leaves observed
	02	<i>Brainea insignis</i>	F	F	Young leaves observed
	03	<i>Brainea insignis</i>	P	P	Young leaves observed
	04	<i>Brainea insignis</i>	F	F	Young leaves observed
	05	<i>Brainea insignis</i>	F	F	Young leaves observed
	06	<i>Brainea insignis</i>	F	P	-
	07	<i>Brainea insignis</i>	F	P	Young leaves at base
C-0009	01	<i>Brainea insignis</i>	F	F	Young leaves observed
C-0010	01	<i>Brainea insignis</i>	F	F	Young leaves observed
	02	<i>Brainea insignis</i>	F	F	Young leaves observed
	03	<i>Brainea insignis</i>	F	F	Young leaves observed
C-0011	01	<i>Brainea insignis</i>	P	P	Dry out caused by bushfire initially outside site boundary and high temperature on 2 Feb 2021
	02	<i>Brainea insignis</i>	F	P	-
	03	<i>Brainea insignis</i>	F	F	Young leaves at base
	04	<i>Brainea insignis</i>	F	F	Young leaves at base
	05	<i>Brainea insignis</i>	F	P	Young leaves at base
	06	<i>Brainea insignis</i>	F	F	Young leaves at base
	07	<i>Brainea insignis</i>	P	P	Young leaves at base
	08	<i>Brainea insignis</i>	F	F	Young leaves observed
	09	<i>Brainea insignis</i>	P	P	-
	10	<i>Brainea insignis</i>	F	F	Young leaves observed
	11	<i>Brainea insignis</i>	F	F	Young leaves observed
	12	<i>Brainea insignis</i>	P	P	-
	13	<i>Brainea insignis</i>	F	F	Young leaves observed

Contract No.: SS K509
Design and Construction of Kong Nga Po Police Training Facilities
Monitoring and Maintenance Works for Flora Species of Conservation Interest



C-0001(Patch)_01



C-0001(Patch)_02

Contract No.: SS K509
Design and Construction of Kong Nga Po Police Training Facilities
Monitoring and Maintenance Works for Flora Species of Conservation Interest



C-0001(Patch)_03



C-0001(Patch)_04

Contract No.: SS K509
Design and Construction of Kong Nga Po Police Training Facilities
Monitoring and Maintenance Works for Flora Species of Conservation Interest



C-0001(Patch)_05



C-0001(Patch)_06

Contract No.: SS K509
Design and Construction of Kong Nga Po Police Training Facilities
Monitoring and Maintenance Works for Flora Species of Conservation Interest



C-0001(Patch)_07



C-0001(Patch)_08

Contract No.: SS K509
Design and Construction of Kong Nga Po Police Training Facilities
Monitoring and Maintenance Works for Flora Species of Conservation Interest



C-0002(Patch)_01



C-0002(Patch)_02



C-0002(Patch)_03



C-0002(Patch)_04

Contract No.: SS K509
Design and Construction of Kong Nga Po Police Training Facilities
Monitoring and Maintenance Works for Flora Species of Conservation Interest



C-0002(Patch)_05



C-0002(Patch)_06

Contract No.: SS K509
Design and Construction of Kong Nga Po Police Training Facilities
Monitoring and Maintenance Works for Flora Species of Conservation Interest



C-0002(Patch)_07



C-0002(Patch)_08

Contract No.: SS K509
Design and Construction of Kong Nga Po Police Training Facilities
Monitoring and Maintenance Works for Flora Species of Conservation Interest



C-0003

Contract No.: SS K509
Design and Construction of Kong Nga Po Police Training Facilities
Monitoring and Maintenance Works for Flora Species of Conservation Interest



C-0004(Patch)_01



C-0004(Patch)_02

Contract No.: SS K509

Design and Construction of Kong Nga Po Police Training Facilities

Monitoring and Maintenance Works for Flora Species of Conservation Interest



C-0004(Patch)_03



C-0004(Patch)_04

Contract No.: SS K509
Design and Construction of Kong Nga Po Police Training Facilities
Monitoring and Maintenance Works for Flora Species of Conservation Interest



C-0004(Patch)_05



C-0004(Patch)_06

Contract No.: SS K509
Design and Construction of Kong Nga Po Police Training Facilities
Monitoring and Maintenance Works for Flora Species of Conservation Interest



C-0004(Patch)_07



C-0004(Patch)_08

Contract No.: SS K509
Design and Construction of Kong Nga Po Police Training Facilities
Monitoring and Maintenance Works for Flora Species of Conservation Interest



C-0004(Patch)_09



C-0004(Patch)_10

Contract No.: SS K509
Design and Construction of Kong Nga Po Police Training Facilities
Monitoring and Maintenance Works for Flora Species of Conservation Interest



C-0004(Patch)_11



C-0004(Patch)_12

Contract No.: SS K509
Design and Construction of Kong Nga Po Police Training Facilities
Monitoring and Maintenance Works for Flora Species of Conservation Interest



C-0004(Patch)_13



C-0004(Patch)_14

Contract No.: SS K509
Design and Construction of Kong Nga Po Police Training Facilities
Monitoring and Maintenance Works for Flora Species of Conservation Interest



C-0004(Patch)_15



C-0004(Patch)_16

Contract No.: SS K509
Design and Construction of Kong Nga Po Police Training Facilities
Monitoring and Maintenance Works for Flora Species of Conservation Interest



C-0004(Patch)_17



C-0004(Patch)_18

Contract No.: SS K509
Design and Construction of Kong Nga Po Police Training Facilities
Monitoring and Maintenance Works for Flora Species of Conservation Interest



C-0004(Patch)_19



C-0004(Patch)_20

Contract No.: SS K509
Design and Construction of Kong Nga Po Police Training Facilities
Monitoring and Maintenance Works for Flora Species of Conservation Interest



C-0005(Patch)_01



C-0005(Patch)_02

Contract No.: SS K509
Design and Construction of Kong Nga Po Police Training Facilities
Monitoring and Maintenance Works for Flora Species of Conservation Interest



C-0005(Patch)_03



C-0005(Patch)_04

Contract No.: SS K509
Design and Construction of Kong Nga Po Police Training Facilities
Monitoring and Maintenance Works for Flora Species of Conservation Interest



C-0005(Patch)_05



C-0005(Patch)_06

Contract No.: SS K509
Design and Construction of Kong Nga Po Police Training Facilities
Monitoring and Maintenance Works for Flora Species of Conservation Interest



C-0005(Patch)_07

Contract No.: SS K509
Design and Construction of Kong Nga Po Police Training Facilities
Monitoring and Maintenance Works for Flora Species of Conservation Interest



C-0006

Contract No.: SS K509
Design and Construction of Kong Nga Po Police Training Facilities
Monitoring and Maintenance Works for Flora Species of Conservation Interest



C-0007(Patch)_01



C-0007(Patch)_02

Contract No.: SS K509
Design and Construction of Kong Nga Po Police Training Facilities
Monitoring and Maintenance Works for Flora Species of Conservation Interest



C-0008(Patch)_01



C-0008(Patch)_02

Contract No.: SS K509
Design and Construction of Kong Nga Po Police Training Facilities
Monitoring and Maintenance Works for Flora Species of Conservation Interest



C-0008(Patch)_03



C-0008(Patch)_04

Contract No.: SS K509
Design and Construction of Kong Nga Po Police Training Facilities
Monitoring and Maintenance Works for Flora Species of Conservation Interest



C-0008(Patch)_05



C-0008(Patch)_06

Contract No.: SS K509

Design and Construction of Kong Nga Po Police Training Facilities

Monitoring and Maintenance Works for Flora Species of Conservation Interest



C-0008(Patch)_07

Contract No.: SS K509

Design and Construction of Kong Nga Po Police Training Facilities

Monitoring and Maintenance Works for Flora Species of Conservation Interest



C-0009

Contract No.: SS K509
Design and Construction of Kong Nga Po Police Training Facilities
Monitoring and Maintenance Works for Flora Species of Conservation Interest



C-0010(Patch)_01



C-0010(Patch)_02

Contract No.: SS K509

Design and Construction of Kong Nga Po Police Training Facilities

Monitoring and Maintenance Works for Flora Species of Conservation Interest



C-0010(Patch)_03

Contract No.: SS K509
Design and Construction of Kong Nga Po Police Training Facilities
Monitoring and Maintenance Works for Flora Species of Conservation Interest



C-0011(Patch)_01



C-0011(Patch)_02

Contract No.: SS K509
Design and Construction of Kong Nga Po Police Training Facilities
Monitoring and Maintenance Works for Flora Species of Conservation Interest



C-0011(Patch)_03



C-0011(Patch)_04

Contract No.: SS K509
Design and Construction of Kong Nga Po Police Training Facilities
Monitoring and Maintenance Works for Flora Species of Conservation Interest



C-0011(Patch)_05



C-0011(Patch)_06

Contract No.: SS K509
Design and Construction of Kong Nga Po Police Training Facilities
Monitoring and Maintenance Works for Flora Species of Conservation Interest



C-0011(Patch)_07



C-0011(Patch)_08

Contract No.: SS K509
Design and Construction of Kong Nga Po Police Training Facilities
Monitoring and Maintenance Works for Flora Species of Conservation Interest



C-0011(Patch)_09



C-0011(Patch)_10

Contract No.: SS K509
Design and Construction of Kong Nga Po Police Training Facilities
Monitoring and Maintenance Works for Flora Species of Conservation Interest



C-0011(Patch)_11



C-0011(Patch)_12

Contract No.: SS K509

Design and Construction of Kong Nga Po Police Training Facilities

Monitoring and Maintenance Works for Flora Species of Conservation Interest



C-0011(Patch)_13

Contract No.: SS K509

Design and Construction of Kong Nga Po Police Training Facilities

Monitoring and Maintenance Works for Flora Species of Conservation Interest

Inspection Date: 26/2/2026

Tree/Plant/ Colony No.	Species Name	Form (Good/Fair/Poor)	Health (Good/Fair/Poor)	Remark
L-0001	<i>Spiranthes sinensis</i>	-	-	Not observed
L-0002	<i>Spiranthes sinensis</i>	-	-	Not observed
L-0003	<i>Spiranthes sinensis</i>	-	-	Not observed
L-0004	<i>Spiranthes sinensis</i>	-	-	Not observed
L-0005	<i>Spiranthes sinensis</i>	-	-	Not observed
L-0006	<i>Spiranthes sinensis</i>	-	-	Not observed
L-0007	<i>Spiranthes sinensis</i>	-	-	Not observed
L-0008	<i>Spiranthes sinensis</i>	P	P	Leaf observed
L-0009	<i>Spiranthes sinensis</i>	-	-	Not observed
L-0010	<i>Spiranthes sinensis</i>	-	-	Not observed
L-0011	<i>Spiranthes sinensis</i>	-	-	Not observed
L-0012	<i>Spiranthes sinensis</i>	-	-	Not observed
L-0013	<i>Spiranthes sinensis</i>	-	-	Not observed
L-0014	<i>Spiranthes sinensis</i>	P	P	Leaf observed
L-0015	<i>Spiranthes sinensis</i>	-	-	Not observed
L-0016	<i>Spiranthes sinensis</i>	-	-	Not observed
L-0018	<i>Spiranthes sinensis</i>	P	P	Leaf observed
L-0019	<i>Spiranthes sinensis</i>	-	-	Not observed
L-0020	<i>Spiranthes sinensis</i>	-	-	Not observed
L-0021	<i>Spiranthes sinensis</i>	-	-	Not observed
L-0022	<i>Spiranthes sinensis</i>	P	P	Leaf observed
L-0023	<i>Spiranthes sinensis</i>	-	-	Not observed
L-0024	<i>Spiranthes sinensis</i>	-	-	Not observed
L-0025	<i>Spiranthes sinensis</i>	-	-	Not observed
L-0026	<i>Spiranthes sinensis</i>	-	-	Not observed
L-0027	<i>Spiranthes sinensis</i>	-	-	Not observed
L-0028	<i>Spiranthes sinensis</i>	-	-	Not observed
L-0029	<i>Spiranthes sinensis</i>	-	-	Not observed
L-0030	<i>Spiranthes sinensis</i>	-	-	Not observed
L-0031	<i>Spiranthes sinensis</i>	P	P	Leaf observed
L-0032	<i>Spiranthes sinensis</i>	-	-	Not observed
L-0033	<i>Spiranthes sinensis</i>	-	-	Not observed
L-0034	<i>Spiranthes sinensis</i>	-	-	Not observed
L-0035	<i>Spiranthes sinensis</i>	-	-	Not observed
L-0036	<i>Spiranthes sinensis</i>	-	-	Not observed
L-0037	<i>Spiranthes sinensis</i>	P	P	Leaf observed
L-0038	<i>Spiranthes sinensis</i>	P	P	Not observed
L-0039	<i>Spiranthes sinensis</i>	-	-	Not observed
L-0040	<i>Spiranthes sinensis</i>	-	-	Not observed
L-0041	<i>Spiranthes sinensis</i>	-	-	Not observed
L-0042	<i>Spiranthes sinensis</i>	-	-	Not observed

Contract No.: SS K509
Design and Construction of Kong Nga Po Police Training Facilities
Monitoring and Maintenance Works for Flora Species of Conservation Interest



L-0001



L-0002

Contract No.: SS K509
Design and Construction of Kong Nga Po Police Training Facilities
Monitoring and Maintenance Works for Flora Species of Conservation Interest



L-0003



L-0004



L-0005



L-0006

Contract No.: SS K509
Design and Construction of Kong Nga Po Police Training Facilities
Monitoring and Maintenance Works for Flora Species of Conservation Interest



L-0007



L-0008

Contract No.: SS K509
Design and Construction of Kong Nga Po Police Training Facilities
Monitoring and Maintenance Works for Flora Species of Conservation Interest



L-0009



L-0010

Contract No.: SS K509
Design and Construction of Kong Nga Po Police Training Facilities
Monitoring and Maintenance Works for Flora Species of Conservation Interest



L-0011



L-0012



L-0013



L-0014



L-0015



L-0016

Contract No.: SS K509
Design and Construction of Kong Nga Po Police Training Facilities
Monitoring and Maintenance Works for Flora Species of Conservation Interest



L-0018



L-0019

Contract No.: SS K509
Design and Construction of Kong Nga Po Police Training Facilities
Monitoring and Maintenance Works for Flora Species of Conservation Interest



L-0020



L-0021

Contract No.: SS K509
Design and Construction of Kong Nga Po Police Training Facilities
Monitoring and Maintenance Works for Flora Species of Conservation Interest



L-0022



L-0023

Contract No.: SS K509
Design and Construction of Kong Nga Po Police Training Facilities
Monitoring and Maintenance Works for Flora Species of Conservation Interest



L-0024



L-0025

Contract No.: SS K509
Design and Construction of Kong Nga Po Police Training Facilities
Monitoring and Maintenance Works for Flora Species of Conservation Interest



L-0026



L-0027

Contract No.: SS K509
Design and Construction of Kong Nga Po Police Training Facilities
Monitoring and Maintenance Works for Flora Species of Conservation Interest



L-0028



L-0029

Contract No.: SS K509
Design and Construction of Kong Nga Po Police Training Facilities
Monitoring and Maintenance Works for Flora Species of Conservation Interest



L-0030



L-0031

Contract No.: SS K509
Design and Construction of Kong Nga Po Police Training Facilities
Monitoring and Maintenance Works for Flora Species of Conservation Interest



L-0032



L-0033

Contract No.: SS K509
Design and Construction of Kong Nga Po Police Training Facilities
Monitoring and Maintenance Works for Flora Species of Conservation Interest



L-0034



L-0035

Contract No.: SS K509
Design and Construction of Kong Nga Po Police Training Facilities
Monitoring and Maintenance Works for Flora Species of Conservation Interest



L-0036



L-0037



L-0038



L-0039

Contract No.: SS K509

Design and Construction of Kong Nga Po Police Training Facilities

Monitoring and Maintenance Works for Flora Species of Conservation Interest



L-0040



L-0041

Contract No.: SS K509
Design and Construction of Kong Nga Po Police Training Facilities
Monitoring and Maintenance Works for Flora Species of Conservation Interest



L-0042

Contract No.: SS K509

Design and Construction of Kong Nga Po Police Training Facilities
Monitoring and Maintenance Works for Flora Species of Conservation Interest

Hong Da Landscaping Limited
Vegetation Maintenance Record Sheet (February 2026)

Description of Work	Date																											
	1	2	3	4	5	6	7	8	9	10	11	12	13	14	15	16	17	18	19	20	21	22	23	24	25	26	27	28
Watering	1			1		1			1		1		1															
Weeding																												
Fertilization																												
Pest/Disease Control																												
Framing up of fence																												
Installation of shaded net																												
Mulching																												
Inspection																												
Checking of Protection Zone																												
Remarks																												

Public Holiday		H-Hot		D-Drizzle		R-Rainy		W-Windy		RH-High Humidity		MH-Medium Humidity		LH-Low Humidity
----------------	--	-------	--	-----------	--	---------	--	---------	--	------------------	--	--------------------	--	-----------------

Contract No.: SS K509
Design and Construction of Kong Nga Po Police Training Facilities
Monitoring and Maintenance Works for Flora Species of Conservation Interest



General View (1)



General View (2)

Contract No.: SS K509
Design and Construction of Kong Nga Po Police Training Facilities
Monitoring and Maintenance Works for Flora Species of Conservation Interest



General View (3)



General View (4)

Post-transplantation Monitoring Checklist Police Facilities in Kong Nga Po

Contract Provision of Environmental Team
Consultancy for Design and Construction
of Kong Nga Po Police Training Facilities
(Programme no. 279LP)

Inspected By ETL

Inspection Date 2-2-2026

Part A Weather

Condition Sunny Fine Overcast Drizzle
 Rain Hazy

Wind Calm Light Breeze Strong


Part B

		N/A or not observed	Yes	NO	Remarks
1 Cycadfern Brainea insignis					The partial Brainea insignis have grown taller than previously observed.
1.1	Is the general well-being of the plants deemed satisfactory?	<input type="checkbox"/>	<input checked="" type="checkbox"/>	<input type="checkbox"/>	
1.2	Are appropriate measures being taken to ensure the careful protection of the transplanted plants on site?	<input checked="" type="checkbox"/>	<input type="checkbox"/>	<input type="checkbox"/>	
1.3	Has the temporary protective fence been correctly installed and is it being properly maintained?	<input type="checkbox"/>	<input checked="" type="checkbox"/>	<input type="checkbox"/>	
1.4	Has the plant protection zone been established at a distance of 1m from the plants as required?	<input checked="" type="checkbox"/>	<input type="checkbox"/>	<input type="checkbox"/>	
1.5	Are all areas covered with grass and plants consistently maintained free from weeds and unwanted vegetation?	<input checked="" type="checkbox"/>	<input type="checkbox"/>	<input type="checkbox"/>	
1.6	Are measures taken to prevent soil compaction and protect the plants?	<input checked="" type="checkbox"/>	<input type="checkbox"/>	<input type="checkbox"/>	
1.7	Is prompt removal of litter and unwanted materials maintained in the planting area?	<input type="checkbox"/>	<input checked="" type="checkbox"/>	<input type="checkbox"/>	
1.8	Are fixings being prevented from being driven into the plants?	<input checked="" type="checkbox"/>	<input type="checkbox"/>	<input type="checkbox"/>	
1.9	Are the plants being intentionally avoided for the purpose of anchoring, winching, or displaying signs?	<input checked="" type="checkbox"/>	<input type="checkbox"/>	<input type="checkbox"/>	
1.10	Are all plants consistently maintained free from pests, diseases, or fungal infections?	<input checked="" type="checkbox"/>	<input type="checkbox"/>	<input type="checkbox"/>	
1.11	Is there sufficient space provided for the growth and development of plant roots?	<input checked="" type="checkbox"/>	<input type="checkbox"/>	<input type="checkbox"/>	
1.12a	Is the exposure of plant roots being prevented?	<input checked="" type="checkbox"/>	<input type="checkbox"/>	<input type="checkbox"/>	
1.12b	If not, are broken or rotting roots being avoided?	<input checked="" type="checkbox"/>	<input type="checkbox"/>	<input type="checkbox"/>	
2 Ladies Tresses Spiranthes sinensis					
2.1	Is the general well-being of the plants deemed satisfactory?	<input checked="" type="checkbox"/>	<input type="checkbox"/>	<input type="checkbox"/>	
2.2	Are appropriate measures being taken to ensure the careful protection of the transplanted plants on site?	<input checked="" type="checkbox"/>	<input type="checkbox"/>	<input type="checkbox"/>	
2.3	Has the temporary protective fence been correctly installed and is it being properly maintained?	<input type="checkbox"/>	<input checked="" type="checkbox"/>	<input type="checkbox"/>	
2.4	Has the plant protection zone been established at a distance of 1m from the plants as required?	<input checked="" type="checkbox"/>	<input type="checkbox"/>	<input type="checkbox"/>	
2.5	Are all areas covered with grass and plants consistently maintained free from weeds and unwanted vegetation?	<input checked="" type="checkbox"/>	<input type="checkbox"/>	<input type="checkbox"/>	
2.6	Are measures taken to prevent soil compaction and protect the plants?	<input checked="" type="checkbox"/>	<input type="checkbox"/>	<input type="checkbox"/>	
2.7	Is prompt removal of litter and unwanted materials maintained in the planting area?	<input type="checkbox"/>	<input checked="" type="checkbox"/>	<input type="checkbox"/>	
2.8	Are fixings being prevented from being driven into the plants?	<input checked="" type="checkbox"/>	<input type="checkbox"/>	<input type="checkbox"/>	
2.9	Are the plants being intentionally avoided for the purpose of anchoring, winching, or displaying signs?	<input checked="" type="checkbox"/>	<input type="checkbox"/>	<input type="checkbox"/>	
2.10	Are all plants consistently maintained free from pests, diseases, or fungal infections?	<input checked="" type="checkbox"/>	<input type="checkbox"/>	<input type="checkbox"/>	
2.11	Is there sufficient space provided for the growth and development of plant roots?	<input checked="" type="checkbox"/>	<input type="checkbox"/>	<input type="checkbox"/>	
2.12a	Is the exposure of plant roots being prevented?	<input checked="" type="checkbox"/>	<input type="checkbox"/>	<input type="checkbox"/>	
2.12b	If not, are broken or rotting roots being avoided?	<input checked="" type="checkbox"/>	<input type="checkbox"/>	<input type="checkbox"/>	

Advice/Observations

- 1) Please refer to the guidelines on soil improvement issued by the Greening, Landscape and Tree Management Section (GLTMS) of the development bureau (2022) to apply to monitoring and maintenance of transplanted flora species.
- 2) Daily watering frequency is needed to keep the soil moist.
- 3) The Damaged Sun Shade Net is replaced
- 4) The installation of a shaded net is shown as a sample below



IEC	ETL	Contractor Representative
Name: <u>Mr. Law</u> Date: _____	 Name: <u>Mr. W.H. Lee</u> Date: <u>2-2-2026</u>	Name: <u>Marian Kong</u> Date: _____

The installation of a shaded net



Remark: Non scale & Conceptual drawing

**APPENDIX I
EVENT ACTION PLANS**

Appendix I:

Table I-1: Event / Action Plan for Air Quality

EVENT	ACTION			
	ET	IEC	PERMIT HOLDER	CONTRACTOR
ACTION LEVEL				
1. Exceedance for one sample	<ol style="list-style-type: none"> 1. Identify source, investigate the causes of exceedance and propose remedial measures; 2. Inform IEC, ER and Contractor; 3. Repeat measurement to confirm finding; and 4. Increase monitoring frequency to daily. 	<ol style="list-style-type: none"> 1. Check monitoring data submitted by ET; 2. Check Contractor's working method. 	<ol style="list-style-type: none"> 1. Notify Contractor. 	<ol style="list-style-type: none"> 1. Rectify any unacceptable practice; 2. Amend working methods if appropriate.
2. Exceedance for two or more consecutive samples	<ol style="list-style-type: none"> 1. Identify source; 2. Inform IEC, ER and Contractor; 3. Advise the WKCDA on the effectiveness of the proposed remedial measure; 4. Repeat measurements to confirm findings; 5. Increase monitoring frequency to daily; 6. Discuss with IEC and Contractor on remedial actions required; 7. If exceedance continues, arrange meeting with IEC and ER; and 	<ol style="list-style-type: none"> 1. Check monitoring data submitted by ET; 2. Check Contractor's working method; 3. Discuss with ET and Contractor on possible remedial measures; 4. Advise the ET on the effectiveness of the proposed remedial measures; and 5. Monitor Implementation of remedial measures. 	<ol style="list-style-type: none"> 1. Confirm receipt of notification of failure in writing; 2. Notify Contractor; and 3. Ensure remedial measures properly implemented. 	<ol style="list-style-type: none"> 1. Submit proposals for remedial to ER within 3 working days of notification; 2. Implement the agreed proposals; and 3. Amend proposal if appropriate.

EVENT	ACTION			
	ET	IEC	PERMIT HOLDER	CONTRACTOR
	8. If exceedance stops, cease additional monitoring.			
LIMIT LEVEL				
1.Exceedance for one sample	<ol style="list-style-type: none"> 1. Identify source, investigate the causes of exceedance and propose remedial measures; 2. Inform ER, Contractor and EPD; 3. Repeat measurement to confirm finding; 4. Increase monitoring frequency to daily; and 5. Assess effectiveness of Contractor's remedial actions and keep IEC, EPD and the ER informed of the results. 	<ol style="list-style-type: none"> 1. Check monitoring data submitted by ET; 2. Check Contractor's working method; 3. Discuss with ET and Contractor on possible remedial measures; 4. Advise the ER on the effectiveness of the proposed remedial measures; and 5. Monitor the implementation of remedial measures. 	<ol style="list-style-type: none"> 1. Confirm receipt of notification of failure in writing; 2. Notify Contractor; and 3. Ensure remedial measures properly implemented. 	<ol style="list-style-type: none"> 1. Take immediate action to avoid further exceedance; 2. Submit proposals for remedial actions to IEC within 3 working days of notification; 3. Implement the agreed proposals; and 4. Amend proposal if appropriate.
2.Exceedance for two or more consecutive samples	<ol style="list-style-type: none"> 1. Notify IEC, the ER, Contractor and EPD; 2. Identify source; 3. Repeat measurement to confirm findings; 4. Increase monitoring frequency to daily; 5. Carry out analysis of Contractor's working procedures to determine 	<ol style="list-style-type: none"> 1. Check monitoring data submitted by ET; 2. Check Contractor's working method; 3. Discuss amongst ER, ET, and Contractor on the potential remedial actions; 	<ol style="list-style-type: none"> 1. Confirm receipt of notification of failure in writing; 2. Notify Contractor; 3. In consultation with IEC, agree with the Contractor on the remedial measures to be implemented; 	<ol style="list-style-type: none"> 1. Take immediate action to avoid further exceedance; 2. Submit proposals for remedial actions to IEC within 3 working days of notification; 3. Implement the agreed proposals;

EVENT	ACTION			
	ET	IEC	PERMIT HOLDER	CONTRACTOR
	<p>possible mitigation to be implemented;</p> <p>6. Arrange meeting with IEC, and ER to discuss the remedial actions to be taken;</p> <p>7. Assess effectiveness of Contractor's remedial actions and keep IEC, EPD and ER informed of the results; and</p> <p>8. If exceedance stops, cease additional monitoring.</p>	<p>4. Review Contractor's remedial actions whenever necessary to assure their effectiveness and advise the ER accordingly; and</p> <p>5. Monitor implementation of remedial measures.</p>	<p>4. Ensure remedial measures properly implemented; and</p> <p>5. If exceedance continues, consider what portion of the work is responsible and instruct the Contractor to stop that portion of work until the exceedance is abated.</p>	<p>4. Resubmit proposals if problem still not under control; and</p> <p>5. Stop the relevant portion of works as determined by the ER until the exceedance is abated.</p>

Abbreviations: ET – Environmental Team, IEC – Independent Environmental Checker

Table I-2: Event / Action Plan for Construction Noise

EVENT	ACTION			
	ET	IEC	PERMIT HOLDER	CONTRACTOR
Action Level	<ol style="list-style-type: none"> 1. Notify ER, IEC and Contractor; 2. Carry out investigation; 3. Report the results of investigation to the IEC, ER and Contractor; 4. Discuss with the IEC and Contractor on remedial measures required; and 5. Increase monitoring frequency to check mitigation effectiveness. 	<ol style="list-style-type: none"> 1. Review the monitoring data submitted by the ET; 2. Review the proposed remedial measures by the Contractor and advise ER; and 3. Advise the ER on the effectiveness of the proposed remedial measures. 	<ol style="list-style-type: none"> 1. Confirm receipt of notification of failure in writing; 2. Notify Contractor; 3. In consolidation with the IEC, agree with the Contractor on the remedial measure to be implemented; and 4. Supervise the implementation of remedial measure. 	<ol style="list-style-type: none"> 1. Submit noise mitigation proposals to IEC and ER; and 2. Implement noise mitigation proposals.
Limit Level	<ol style="list-style-type: none"> 1. Inform IEC, ER and Contractor and EPD; 2. Repeat measurements to confirm findings; 3. Increase the monitoring frequency; 4. Identify source and investigate the cause of exceedance; 5. Carry out analysis of Contractor's working procedures; 6. Discuss with the IEC, Contractor and ER on 	<ol style="list-style-type: none"> 1. Discuss amongst the ER, ET, and Contractor on the potential remedial actions; and 2. Review Contractor's remedial actions whenever necessary to assure their effectiveness and advise the ER accordingly; 	<ol style="list-style-type: none"> 1. Confirm receipt of notification of failure in writing; 2. Notify the Contractor; 3. In consolidation with the IEC, agree with the Contractor on the remedial measures to be implemented; 4. Supervise the implementation of remedial measures; and 5. If exceedance continues, consider 	<ol style="list-style-type: none"> 1. Take immediate action to avoid further exceedance; 2. Submit proposals for remedial actions to the IEC and ER within 3 working days of notification; 3. Implement the agreed proposals; 4. Submit further proposal if problem still not under control; and 5. Stop the relevant portion of works as

EVENT	ACTION			
	ET	IEC	PERMIT HOLDER	CONTRACTOR
	remedial measure required; 7. Assess effectiveness of Contractor's remedial actions and keep IEC, EPD and ER informed of the results; and 8. If exceedance stops, cease additional monitoring.		stopping the Contractor to continue working in that portion of work which causes the exceedance until the exceedance is abated.	determined by the ER until the exceedance is abated.

Abbreviations: ET – Environmental Team, IEC – Independent Environmental Checker

Table I-3: Event / Action Plan for Landscape and Visual Mitigation Measures

EVENT	ACTION			
	ET	IEC	PERMIT HOLDER	CONTRACTOR
Non-conformity on one occasion	Identify source. Inform IEC and ER. Discuss remedial actions with IEC, ER and Contractor. Monitor remedial actions until rectification has been completed.	Check report. Check Contractor's working method. Discuss with ET and Contractor on possible remedial measures. Advise ER on effectiveness of proposed remedial measures. Check implementation of remedial measures.	Notify Contractor. Ensure remedial measures are properly implemented	Amend working methods to prevent recurrence of nonconformity. Rectify damage and undertake additional action necessary.
Repeated Nonconformity	Identify source. Inform IEC and ER. Increase monitoring frequency. Discuss remedial actions with IEC, ER and Contractor. Monitor remedial actions until rectification has been completed. If non-conformity stops, cease additional monitoring.	Check monitoring report. Check Contractor's working method. Discuss with ET and Contractor on possible remedial measures. Advise ER on effectiveness of proposed remedial measures. Supervise implementation of remedial measures.	Notify Contractor. Ensure remedial measures are properly implemented.	Amend working methods to prevent recurrence of nonconformity. Rectify damage and undertake additional action necessary.

Abbreviations: ET – Environmental Team, IEC – Independent Environmental Checker

APPENDIX J
SUMMARY OF EXCEEDANCE

Appendix J: Exceedance Report

(A) Exceedance Report for Air Quality

Environmental Monitoring	Parameter	No. of non-project related Exceedance		No. of Exceedance related to the Construction Activities of this Contract		Cumulative No. of Exceedance recorded
		Action Level	Limit Level	Action Level	Limit Level	
Air Quality	1-hr TSP	0	0	0	0	0

(B) Exceedance Report for Construction Noise

Environmental Monitoring	Parameter	No. of non-project related Exceedance		No. of Exceedance related to the Construction Activities of this Contract		Cumulative No. of Exceedance recorded
		Action Level	Limit Level	Action Level	Limit Level	
Noise	Leq(30 min.) dB(A)	0	0	0	0	0

**APPENDIX K
ENVIRONMENTAL MITIGATION
IMPLEMENTATION SCHEDULE (EMIS)**

EIA Ref.	CSAA Ref.	Recommended Mitigation Measures	Objectives of the Recommended Measure & Main Concerns to address	Implementation Agent	Location / Duration of the measure	Implementation Stage ¹			Relevant Legislation & Guidelines	Implementation Status
						Dev	C	O		
Water Quality Impact Construction Phase										
5.6.1.1	4.2	<p>General Construction Activities</p> <p>The following measures should be implemented:</p>	Maintain good site practices to avoid pollution of water courses	Contractor	Within the Project site / During construction phase		✓		Water Pollution Control Ordinance (Cap. 358), ProPECC Note PN 1/94	
5.6.1.2	4.2	<ul style="list-style-type: none"> ■ Construction waste, debris and refuse generated on-site should be stored or contained appropriately to prevent them entering nearby watercourses or blocking stormwater drains. ■ Regular off-site removal of these materials should be maintained to minimize the volume of waste present on the construction site at any one time. 								Y
		<p>Construction Site Runoff</p> <p>The site practices outlined in ProPECC Note PN 1/94 should be followed as far as practicable in order to minimize surface runoff and the chance of erosion. The following measures are recommended:</p> <ul style="list-style-type: none"> ■ Temporary site drainage facilities are to be designed and implemented by the Contractor prior to commencement of construction to convey surface runoff to storm drains applying adequately designed silt and removal traps and sediment boxes. ■ Runoff into the excavation areas during rainstorm events should be minimized as far as practicable. Any wastewater pumped out of the excavation areas shall be treated to remove suspended solids prior to discharge. ■ Open stockpiles of material should be covered on site with waterproof layers such as tarpaulins to reduce the potential for sediment laden runoff entering the drainage system. ■ The wheels of all vehicles and plant should be cleaned before leaving the work areas to remove sediment, soil and debris from the tracks. The washwater should be treated to remove any suspended sediment. ■ Manholes (including those constructed as part of the Project) should be adequately covered and temporarily sealed at all times to prevent oil, construction materials or 							Y	

		<p>sters from entering the drainage system, and to prevent storm runoff from entering foul sewers. The discharge of surface runoff into foul sewers should be prevented so as not to overload the sewerage system.</p> <ul style="list-style-type: none"> Discharges should be collected by the temporary drainage system installed by the Contractor and treated on-site to remove sediment prior to discharge to the effluent drainage area. The Contractor is required to obtain a discharge licence from EPA under the WPCD for all discharges from site which discharges meeting the water quality requirements of the Technical Memorandum on Standards for Effluents Discharged into Drainage and Sewerage Systems, Inland and Coastal Waters (TM-033). 						
5.6.1.3	4.2	<p>Accidental Spillage of Chemicals In accordance with the Waste Disposal (Chemical Waste) (General) Regulation (Cap 354C), the following measures should be implemented:</p> <ul style="list-style-type: none"> The labelling and storage of chemicals should be in accordance with the Code of Practice on the Packaging, Labelling and Storage of Chemical Wastes and maintained at all times by the Contractor. Oil and fuels should only be stored in segregated areas which have appropriate pollution prevention control facilities such as oil and grease traps. 	Prevent accidental discharge of chemicals into the surrounding environment.	Contractor	Within the Project site / During construction phase.	✓	Code of Practice on the Packaging, Labelling and Storage of Chemical Wastes, Waste Disposal (Chemical Waste) (General) Regulation (Cap 354C)	Y
5.6.1.4	4.2	<p>Sewage from Construction Workforce Portable toilets should be available throughout the construction phase and regularly maintained, collected and disposed by a licensed collector to a public sewage treatment works for suitable treatment.</p>	Prevent discharge of sewage into the surrounding environment.	Contractor	Within the Project site / During construction phase.	✓	Water Pollution Control Ordinance (Cap. 358), P-PECC Note PH 124	Y

EPA Ref.	CDESA Ref.	Recommended Mitigation Measures	Objective of the Recommended Measure & Main Concerns to address	Implementer Agent	Location / Division of the measure	Implementation Stage ¹			Relevant Legislation & Guidelines	Implementation Status
						Des.	C.	D.		
Waste Management Implications: Construction Phase										
7.3.1.1	6.2	<p>Good Site Practice Recommendations for good site practices during the construction activities include:</p>	Implement good site practices to minimise waste generation	Contractor	Project construction site / Throughout construction stage / Until completion of all construction activities		✓		Waste Disposal Ordinance (Cap 354); Waste Disposal (Chemical Wastes) (General) Regulation (Cap	Y
		<ul style="list-style-type: none"> ■ Training of site personnel in proper waste management and chemical handling procedures ■ Provision of sufficient waste disposal points and regular collection of waste ■ Provision of wheel washing facilities before the trucks leaving the works area so as to minimise dust introduction to public roads 						354C), and ETWB Technical Circular (Works) No. 18/2005 Environmental Management on Construction Site	Y	
7.3.1.2	6.2	<p>Waste Reduction Measures Good management and control can prevent the generation of a significant amount of waste. Waste reduction is best achieved at the planning and design stage, as well as by ensuring the implementation of good site practices. Recommendations to achieve waste reduction include:</p> <ul style="list-style-type: none"> ■ Sort non-hazardous C&D materials for recovery any recyclable portions ■ Segregation and storage of different types of waste in different containers or skips or stockpiles to enhance reuse or recycling of materials and their proper disposal 						Waste Disposal Ordinance (Cap 354)	Y	

7.5.1.3	6.2	<p>Inert and Non-Inert C&D Materials</p> <p>In order to minimize impacts resulting from collection and transportation of inert C&D materials for off-site disposal, the inert C&D materials should be reused on-site as fill material as far as practicable. In addition, inert C&D materials generated from excavation works could be reused as fill materials in local projects that require public fill for reclamation.</p> <p>The surplus inert C&D materials will be disposed of at the Government's PRRFs for beneficial use by other projects in Hong Kong.</p> <p>The C&D materials generated from general site clearance should be sorted on site to segregate any inert materials for reuse or disposal at PRRFs whereas the non-inert materials will be disposed of at the designated landfill site.</p> <p>In order to monitor the disposal of inert and non-inert C&D materials at respectively PRRFs and the designated landfill site, and to control fly-tipping, it is recommended that the Contractor should follow the DCVB Technical Circular (Works) No. 670/10 for Trip Ticket System for Disposal of Construction & Demolition Materials issued by Development Bureau. In addition, it is also recommended that the Contractor should prepare and implement a Waste Management Plan detailing their various waste arising and waste management practices in accordance with the relevant requirements of the ETWB Technical Circular (Works) No. 192/05 Environmental Management on Construction Site.</p>	Minimize impacts resulting from collection and transportation of inert C&D materials	Contractor	Project construction site / Throughout construction stage / Until completion of all construction activities		✓	Waste Disposal Ordinance (Cap 354); DCVB Technical Circular (Works) No 670/10 for Trip Ticket System for Disposal of Construction & Demolition Materials and ETWB Technical Circular (Works) No. 192/05 Environmental Management on Construction Site	Y
7.5.1.4	6.2	<p>Chemical Waste</p> <p>If chemical wastes are produced at the construction site, the Contractor will be required to register with the EPD as a chemical waste producer and to follow the guidelines stated in the "Code of Practice on the Packaging Labelling and Storage of Chemical Wastes". Good quality containers compatible with the chemical wastes should be used, and incompatible chemicals should be stored separately. Appropriate labels should be securely attached on each chemical waste container indicating the composing chemical characteristics of the chemical waste, such as explosive, flammable, oxidizing, irritant, toxic, harmful, corrosive, etc. The Contractor should use a licensed collector to transport and disposal of the chemical wastes at the approved Chemical Waste Treatment Centre or other licensed recycling facilities, in accordance with the Waste Disposal</p>	Implement good practices to avoid chemical waste impact.	Contractor	Project construction site / Throughout construction stage / Until completion of all construction activities		✓	Code of Practice on the Packaging Labelling and Storage of Chemical Wastes (Waste Disposal (Chemical Waste) (General) Regulation (Cap 354C)	Y

		(Chemical Waste) (General) Regulation. Potential environmental impacts arising from the handling activities (including storage, collection, transportation and disposal of chemical waste) are expected to be minimal with the implementation of appropriate mitigation measures as recommended.							
7.5.1.5	6.2	General Refuse General refuse should be stored in enclosed bins or compaction units separated from inert C&D materials. A reusable waste collector should be employed by the Contractor to remove general refuse from the site, separately from inert C&D materials. Preferably an enclosed and covered area should be provided to reduce the occurrence of 'wind blown' light material.	Implement good practices to avoid odour nuisance or pest/worm problem and waste insect.	Contractor	Project construction site / Throughout construction stage / Until completion of all construction activities	✓		Waste Disposal Ordinance (Cap 354); Public Health and Municipal Services Ordinance (Cap 132) - Public Cleaning and Prevention of Nuisance	Y

EIA Ref.	EIS/EA Ref.	Recommended Mitigation Measure	Objective of the Recommended Measure & Main Criteria to be met	Implementing Agency	Location / Duration of the measure	Implementation Status			Relevant Legislation & Guidelines	Implementation Status
						Dec	C	O		
Ecological Impact										
9.7.1	8.3	<p>Temporary Protective Fence for Flora Species of Conservation Interest</p> <p>During construction phase, erection and maintenance of a temporary protective fence enclosing the flora species of conservation interest identified under the detailed vegetation survey is recommended.</p> <p>Monthly monitoring of any other flora species of conservation interest identified in the detailed vegetation survey should be conducted during the construction phase.</p>	To avoid potential impact on flora species of conservation interest from construction activities such as material storage. To make sure that the flora species of conservation interest are not affected by the construction activities of the Project	Contractor	Project construction site / Throughout construction stage / Until completion of all construction activities		✓		EIAO-TM	Y
Landscape and Visual Impacts Construction Phase										
Table 10.11	Table 9.1	<p>CMO1: Trees / woodland within the Project Site which are unaffected by the works shall be protected and preserved during the detailed design stage and construction phase. The tree preservation proposals shall be coordinated with the layout and design of the engineering and architectural works at detailed design stage for further retention of individual trees. The preservation of existing trees shall provide instant greening and screening effect for proposed works. Tree protection works will be undertaken in accordance with DEVB TC(W) 7/2016 on "Tree Preservation" and tree risk assessment in accordance with "Guidelines for Tree Risk Assessment and Management Arrangement by DEVB".</p>	Preserve and protect existing trees	Contractor	Project area / During design stage / construction phase / Establishment Period	✓	✓		<p>EIAO-TM; Protection of Endangered Species of Animals and Plants Ordinance (Cap 586); DEVB TC(W) No. 0/2015 Maintenance of Vegetation and Hard Landscape Features; ETWB TCW No. 29/2004 Registration of Old and Valuable Trees, and Guidelines for their Preservation; DEVB TC(W) No. 07/2015 - Tree Preservation; ETWB (2007) - General Guidelines on Tree Planting; GLTMS (13/2013)</p>	Y

									Guidelines for Tree Risk Assessment and Management at an Area Scale and on a Tree Basis	Y
Table 10.15	Table 9.1	CMOS: Decorative screen hoarding will be erected along areas of the construction works site boundary where the works site borders publicly accessible routes and/or is close to visually sensitive receptors (VSRs) to screen undesirable views of the works site. It is proposed that the screening be compatible with the surrounding environment and where possible, non-reflective, recessive colours be used.	Minimise landscape and visual impacts.	Contractor	Project area – areas adjacent to sensitive receptors / During construction phase.		✓		EMD-TM	Y

Note 1: Des = Design; C = Construction; O = Operation

**APPENDIX L
WASTE GENERATION IN THE
REPORTING MONTH**

Monthly Summary Waste Flow Table for 2026 (year)

Project: Design and Construction of Kung Nge Po Police Training Facilities

Contract No.: M K109

Month	Actual Quantities of Inert C&D Materials Generated Monthly							Actual Quantities of C&D Wastes Generated Monthly				
	Total Quantity Generated	Hard Rock and Large Broken Concrete	Bituminous Material	Reused in the Contract	Reused in other Projects	Disposed at Public Fill	Imported Fill	Metals	Paper/ cardboard packaging	Plastics (see Note 3)	Chemical Waste	Others, e.g. general refuse
	(in '000m ³)	(in '000m ³)	(in '000m ³)	(in '000m ³)	(in '000m ³)	(in '000m ³)	(in '000m ³)	(in '000 kg)	(in '000kg)	(in '000kg)	(in '000kg)	(in '000 m ³)
Cumulative in 2023	16.796	0.000	0.000	0.000	0.000	16.796	0.000	0.000	0.041	0.054	0.000	0.657
Cumulative in 2024	68.120	0.000	0.000	19.942	32.572	13.607	0.000	12.077	1.129	4.454	0.000	8.249
Cumulative in 2025	47.241	0.000	0.000	35.108	9.029	13.104	0.000	0.000	0	0	0.000	17.459
Jan	0.046	0.000	0.000	0.000	0.000	0.046	0.000	0.000	0.000	0.000	0.000	0.923
Feb	0.247	0.000	0.000	0.000	0.000	0.247	0.000	0.000	0.000	0.000	0.000	0.715
Mar												
Apr												
May												
Jun												
Sub-total	0.293	0.000	0.000	0.000	0.000	0.293	0.000	0.000	0.000	0.000	0.000	1.638
Jul												
Aug												
Sep												
Oct												
Nov												
Dec												
Total	132.450	0.000	0.000	45.050	41.601	45.800	0.000	12.077	1.170	4.506	0.000	23.093

Note: (1) The performance targets are given in the Particular Specification or Environmental Management Plan.

(2) The waste flow table shall also include construction waste that are specified in the Contract to be imported for use at the site.

(3) Plastics refer to plastic bottles/containers, plastic sheets/floors from packaging material.

(4) Broken concrete for recycling into aggregates.

(5) If necessary, use the approximate factor: 1 full load of dump-truck being equivalent to 6.3 and 6 by volume.

*Date of February 2026 released by IEPD only up to 16/2/2026 as of 3/1/2026.

	Date of transaction 交易日期	Vehicle No. 車牌號碼	Account No. 帳戶編號	Chit No. 入帳票編號	Time-in 進入時間	Time-out 離開時間	Waste depth (meter) 廢物深度(米)	Weight-in (tonne) 入關重量(公噸)	Weight-out (tonne) 出關重量(公噸)	Net weight (tonne) 淨重量(公噸)
TM38-FB	10/02/26	ZU9*8	7046289	30999240	09:55	10:03	0	36.73	16.29	20.44
TM38-FB	10/02/26	RN8*15	7046289	30999241	10:25	10:32	0	29.09	14.24	14.85
TM38-FB	10/02/26	ZU9*8	7046289	30999242	11:50	11:56	0	37.08	16.26	20.82
TM38-FB	10/02/26	RN8*15	7046289	30999243	12:52	12:59	0	28.91	14.2	14.71
TM38-FB	10/02/26	RN8*15	7046289	30999604	14:36	14:43	0	28.75	14.23	14.52
TM38-FB	10/02/26	ZU9*8	7046289	30999605	14:46	14:55	0	37.37	16.46	20.91
TM38-FB	10/02/26	RN8*15	7046289	30999607	16:48	16:58	0	29.76	14.36	15.4
TM38-FB	10/02/26	ZU9*8	7046289	30999606	16:49	16:58	0	36.69	16.41	20.28
TM38-FB	11/02/26	ZJ1*47	7046289	30999608	09:28	09:36	0	36.83	16.47	20.36
TM38-FB	11/02/26	ZJ1*47	7046289	30999609	11:25	11:31	0	36.96	16.44	20.52
TM38-FB	11/02/26	ZJ1*47	7046289	30999610	13:09	13:15	0	36.63	16.42	20.21
TM38-FB	11/02/26	ZJ1*47	7046289	30999611	14:52	15:01	0	36.65	16.39	20.26
TM38-FB	11/02/26	ZJ1*47	7046289	30999612	16:44	16:51	0	36.42	16.35	20.07
TM38-FB	13/02/26	ZJ1*47	7046289	30999613	09:04	09:11	0	36.31	16.44	19.87
TM38-FB	13/02/26	ZJ4*30	7046289	30999614	09:32	09:38	0	36.75	16.34	20.41
TM38-FB	13/02/26	ZJ1*47	7046289	30999616	10:51	10:57	0	36.38	16.42	19.96
TM38-FB	13/02/26	ZJ4*30	7046289	30999615	11:24	11:32	0	36.84	16.27	20.57
TM38-FB	13/02/26	ZJ1*47	7046289	30999617	12:32	12:40	0	36.61	16.39	20.22
TM38-FB	13/02/26	ZJ4*30	7046289	30999618	14:01	14:10	0	36.61	16.25	20.36
TM38-FB	13/02/26	ZJ1*47	7046289	30999620	14:14	14:23	0	36.42	16.35	20.07
TM38-FB	13/02/26	ZJ4*30	7046289	30999619	15:44	15:51	0	36.91	16.22	20.69
TM38-FB	13/02/26	ZJ1*47	7046289	30999621	16:12	16:20	0	36.36	16.32	20.04

TM38-FB	13/02/26	ZJ4*30	7046289	30999622	17:59	18:04	0	37.51	16.39	21.12
TM38-FB	14/02/26	ZJ1*47	7046289	30999623	08:53	09:08	0	36.32	16.47	19.85
TM38-FB	14/02/26	RT6*9	7046289	30999624	09:00	09:13	0	28.72	14.05	14.67
TM38-FB	14/02/26	WA3*85	7046289	30999625	09:08	09:22	0	29.09	14.06	15.03
TM38-FB	14/02/26	ZJ4*30	7046289	30999626	09:11	09:21	0	37.49	16.36	21.13
TM38-FB	14/02/26	ZJ1*47	7046289	30999628	10:40	10:47	0	36.52	16.44	20.08
TM38-FB	14/02/26	RT6*9	7046289	30999629	10:48	10:55	0	28.68	14.02	14.66
TM38-FB	14/02/26	ZJ4*30	7046289	30999627	11:04	11:10	0	36.88	16.34	20.54
TM38-FB	14/02/26	WA3*85	7046289	30999630	11:28	11:35	0	29.47	14.04	15.43
TM38-FB	14/02/26	ZJ1*47	7046289	30999631	12:16	12:23	0	36.48	16.4	20.08
TM38-FB	14/02/26	ZJ4*30	7046289	30999633	13:20	13:26	0	36.93	16.31	20.62
TM38-FB	14/02/26	WA3*85	7046289	30999634	13:43	13:49	0	29.23	14.02	15.21
TM38-FB	14/02/26	RT6*9	7046289	30999635	13:44	13:50	0	29.11	13.99	15.12
TM38-FB	14/02/26	ZJ1*47	7046289	30999636	13:59	14:10	0	36.72	16.37	20.35
TM38-FB	26/02/26	ZJ1*47	7046289	30999637	14:56	15:04	0	36.22	16.39	19.83
TM38-FB	26/02/26	ZJ1*47	7046289	30999638	16:52	17:00	0	36.57	16.36	20.21

REMARKS

堆填區 Landfill	NENT	新界東北堆填區 North East New Territories
公眾填料接收設施 Public fill reception facilities	TM38-FB	屯門第38區填料庫 Fill Bank at Tuen Mun Area 38

**APPENDIX M
COMPLAINT LOG**

Appendix M - Complaint Log

Reporting month: February 2026

Complaint Log Ref.	SPD Log Ref.	Location	Received Date	Details of Complaint	Investigation/ Mitigation Action Status	Status
C001	N07/RN/00020816-23	Kong Nga Po Road (Lamp post GD0470)	29-Aug-23	The complainant alleged that the general construction noise (total noise) (within Restricted Hours) from at Kong Nga Po Road (Lamp post GD0470), and commented that "晚上九時起有噪音擾人工作". The work sites under complaint are adjacent to the captioned Designated Project area.	Record of Site Investigation Reply to the public complaint which was no mention the certain time, based on daily record provided, CSEV was confirmed that the working period on 26, 27 & 28 Aug 2023 and the working hours were within the approved restricted hour. The equipment applied on the stipulated periods were listed in the Group B of the CNP No. G-W-RN0882-23 (Effective date from 24/08/2023 to 23/11/2023) According to the written reply, the Contractor has implemented both the notification of the neighborhood on the schedule of night works and erect noise barriers to screen noisy works for neighborhood. Please be advised that the Contractor is strictly adhering to the conditions of the construction noise permit.	Closed
C002	N07/BN/00029993-23	The river(s) near the San Uk Ling Holding Centre	14-Dec-23	The complainant alleged that the river(s) near the San Uk Ling Holding Centre has recently had a large amount of soil/muddy water. (沙泥和泥水沖入附近的河流 - 近日有大量泥水)	Record of Site Investigation In reference to the public complaint, it has been noted that the complainant did not provide a precise description of the river(s) location adjacent to the San Uk Ling Holding Centre, where there has been a recent influx of soil-laden water. EPD officers carried out site inspection on 15/12/2023 at 11:20 -12:00. EPD officers checked the U-obstacle, catchpit and wastewater treatment facility at WTF. No water including muddy water was discharged from Construction sites to the drainage. The Contractor has checked the drainage and wastewater treatment facilities at WTF and SOTF, which is near the complainant area. No water was discharged from the above locations. Advice: For the Contractor: 1) The Company strictly complies with the	Closed

				<p>requirements of relevant environmental ordinances and EM&A Manual.</p> <p>2) The promotional flyer contains a Community Liaison hotline: 9790 2879 that can be placed in residents' mailboxes, so they can directly contact you to resolve environmental issues.</p> <p>For EPO officer:</p> <p>1) Please consider that the Community Liaison Hotline: 9790 2879 will be provided for the complainant to directly contact the Contractor to resolve environmental issues.</p> <p>2) Please consider encouraging the complainant to provide more accurate and detailed information to facilitate our follow-up efforts.</p>	
C003	Soil/muddy water from San Liu Long at Man Kam To Road near Designated Project of the Police Facilities in Kong Nga Po, near San Liu Long at Man Kam To Road	7-Apr-2024	<p>The complainant alleged in Chinese, as shown below:</p> <p>1) 4月6日下午的一天下了一場雨，但到了就已經一天，河水還是混濁色。</p> <p>2) 投訴人表示其為上水新屋圍附近居民，在那裏發展新屋圍時有一政府地段，在中國建築商進行有關政府規劃項目的工程。投訴人表示建築公司沒有一個妥善的排水系統，把地盤所產生的雨水直接排在新屋圍或附近渠道排走，導致其渠水直接引水造成人新屋圍及新屋圍渠道，嚴重影響附近居民，投訴家有權進行跟進和處理。</p>	<p>Record of Site Investigation</p> <p>Based on a complaint investigation conducted by the Contractor, no muddy water was found discharged from the site. Mitigation measures have been pre-emptively implemented by plugging off the last manholes of the site.</p> <p>According to the document provided, the improvement measures implemented by the Contractor include the following: 1) Manhole SM01-0503 was plugged off; 2) Water pump was placed in the manhole to pump wastewater, if any, to the wastewater treatment facilities; 3) Manhole SM01-1305 was plugged off; and 4) Water pump was placed in the manhole to pump wastewater, if any, to the WWSW-WWTR treatment facilities.</p>	Closed

Complaint Log

Complaint Log Reporting Period	Total no. of Complaints Received
This reporting month	0
From 1st April 2023 to end of the reporting month	3

**APPENDIX N
SUMMARY OF SUCCESSFUL
PROSECUTION**

Appendix N - Summary of Successful Prosecution

Date of Successful Prosecution	Details of the Successful Prosecution	Solved	Follow Up	Total no. Received in this Reporting Month	Total no. Received since Project Commencement
--	--	--	--	--	--

APPENDIX O

**The potential seriousness of the forthcoming
environmental impacts and the use of
machineries**

A list of potential environmental impacts	The advice includes, but is not limited to, the following	Consideration of possible alternative methods
<p>Visual Impact: The presence of machinery, equipment, and temporary structures associated with ground investigation and plate load testing may have visual impacts on the surrounding landscape, altering the aesthetic qualities of the area.</p>	<p>Screening and Camouflage: Use screening techniques, such as temporary fencing, barriers, or landscaping, to visually conceal the machinery, equipment, and temporary structures from view. This can help minimize the visual impact on the surrounding landscape.</p>	<p>N.A.</p>
<p>Noise and Vibration: The operation of heavy machinery can contribute to noise and vibration pollution, which can disturb local wildlife or sensitive wildlife habitats.</p>	<p>Use of Low Noise and Vibration Equipment: Whenever possible, equipment produces lower levels of noise and vibration should be used. The use of noise barriers around the site can also help to mitigate the impact on local communities and wildlife.</p>	<p>Use of Electric-Powered Equipment: Electric-powered equipment is generally quieter than diesel-powered equipment to help reduce noise pollution.</p>
<p>Disturbance of Local Ecosystems: The drilling operations, particularly those involving excavation, can potentially disturb the local ecosystems and impacting biodiversity.</p>	<p>Training and Awareness: trainings are provided for site personnel about the importance of minimizing disturbance to local ecosystems, such as minimized noise and light pollution, how to handle waste properly, and what to do if they encounter local wildlife.</p>	<p>Employing construction methods of a low-impact nature, such as the utilization of machinery that is lightweight and drilling techniques which are minimally invasive</p>
<p>Air Pollution: Machinery used in construction sites can emit pollutants into the air. These pollutants may include Particulate Matter (PM), Nitrogen Oxides (NOx), Sulfur Oxides (SOx), and Volatile Organic Compounds (VOCs), contributing to air pollution and potentially impacting air quality in the surrounding area.</p>	<p>Dust Control Measures: Implement dust control measures such as water sprays, dust screens, or using dust suppression chemicals to reduce particulate matter emissions, and training for all staff on the importance of air quality and measures to reduce air pollution.</p>	<ol style="list-style-type: none"> 1. Improved Fuel Efficiency and Maintenance: Promoting fuel-efficient practices and regular maintenance of machinery can help reduce emissions. 2. Properly maintained equipment operates more efficiently, resulting in lower fuel consumption and reduced emissions. Implementing fuel-saving measures, such as reducing idling time and optimizing equipment usage, can further minimize air pollution during construction.
<p>Water Pollution: Drilling operations have the</p>	<p>Proper containment and lining of mud pools is crucial to</p>	<ol style="list-style-type: none"> 1. Horizontal Directional Drilling (HDD): HDD is a

<p>potential to contaminate local water sources, particularly if improper waste management practices are used.</p>	<p>prevent contamination. Mud pools should have an impermeable liner, such as HDPE or bentonite clay, to prevent seepage into the ground. Berms can be constructed around the perimeter to contain any overflow. Regular inspection and maintenance of the liner integrity is important.</p>	<p>trenchless method that causes less disturbance to the surrounding environment and mitigates the risk of water contamination. It could be a viable alternative depending on the geology of the site and the purpose of the drilling operation.</p> <p>2. Dry Drilling Techniques: Depending on the geology of the site, dry drilling techniques could be considered. These methods do not use drilling fluids and therefore reduce the risk of water contamination from these sources.</p>
<p>Soil Disturbance: The use of heavy machinery can cause soil compaction and disturbance, particularly during drilling operations or movement of equipment. This soil disturbance can disrupt the natural structure and composition of the soil, affecting its ability to support vegetation growth and nutrient cycling.</p>	<ol style="list-style-type: none"> 1. Proper Planning and Design: Incorporate soil protection measures into the initial planning and design phase of construction projects. This includes identifying sensitive areas and implementing appropriate construction techniques to minimize soil disturbance. 2. Ground Improvement Techniques: Techniques like soil stabilization, grouting, and compaction can help improve the soil's strength and stability, reducing the likelihood of soil disturbance during construction. 	<p>A helical pile is a type of deep foundation system used in construction. It consists of a steel shaft with helical plates or blades that are twisted into the ground to provide support for structures. Helical piles are commonly used in situations where traditional foundation methods are impractical or costly, such as in areas with poor soil conditions or limited access for heavy machinery.</p>
<p>Energy Consumption: The operation of machinery requires energy, typically derived from fossil fuels. The extraction, processing, and combustion of these fuels contribute to greenhouse gas emissions and contribute to climate change.</p>	<ol style="list-style-type: none"> 1. Training: workers are trained in the importance of energy conservation and efficiency. This could involve instruction on when to turn off equipment, how to use machinery efficiently, and the benefits of energy conservation. 2. Efficient Equipment and Machinery: Use energy-efficient machinery and equipment that consume less energy during operation. Regular maintenance and proper calibration of machinery can also improve energy efficiency and reduce energy waste. 	<ol style="list-style-type: none"> 1. Prefabrication and Modular Construction: Prefabrication and modular construction methods involve manufacturing building components off-site and assembling them on-site. This approach reduces energy consumption by streamlining the construction process, minimizing material waste, and optimizing energy usage during manufacturing. 2. Lean Construction: This methodology helps energy optimization in construction processes.

Waste Generation: Ground investigation and plate load testing may generate various types of waste, including drilling cuttings, excess soil, and construction debris. Improper disposal or management of these wastes can result in soil and water contamination or contribute to landfill usage.

Education and Training: education and training are provided to construction workers and staff on proper waste management practices. Raise awareness about the importance of waste reduction, recycling, and responsible disposal methods. Encourage worker participation and engagement in waste management initiatives.

Cone Penetration Testing (CPT): CPT is a method of ground investigation that produces minimal waste compared to traditional drilling methods. It involves pushing a cone-shaped probe into the ground and measuring the resistance, which can provide valuable information about the soil conditions with less soil disturbance.

APPENDIX P
A LIST OF MACHINERIES USED IN
CONSTRUCTIN SITE

APPENDIX Q
Wastewater Discharge Layout Plan

臨時排水系統



- 隔沙缸
- 環保缸
- 排水點
- Sump pit

Temporary kerbs are erected to avoid overflow of water out of site

