

Date: 18 November 2024

Your ref:

Our ref: PL-202411029

Architectural Services Department  
40/F, Queensway Government offices  
66 Queensway, Hong Kong

**Attn: Mr. Vincent Kwok**

Dear Mr. Kwok,

**Re: Contract No. SS K/509**

**Provision of Independent Environmental Checker Consultancy for Design  
and Construction of Kong Nga Po Police Training Facilities  
Verification of Quarterly EM&A Report (July 2024 to September 2024)**

Reference is made to the Quarterly EM&A report provided by ET via email on 13 November 2024.

Please be informed that we have no adverse comments on the Quarterly EM&A report (July 2024 to September 2024). We hereby verify the submission is in accordance with S.12.4 of EM&A Manual and Condition 3.1 of Environmental Permit No. FEP-01/510/2016.

Thank you for your attention.

Yours sincerely,

For and on behalf of

Acuity Sustainability Consulting Limited



Ir Y.H. LAW

Independent Environmental Checker

c.c. Ka Shing Management Consultancy Ltd.

Our ref: 13-11-2024

13-11-2024

By email: kwokhw@archsd.gov.hk

Architectural Services Department  
40/F, High Block, Queensway Government Offices,  
66 Queensway, Hong Kong  
(Attn: Mr. Vincent Kwok)

Dear Mr. Kwok,

**Re: Quotation No. PMB202/8480/2022/A01/A**  
**Provision of Environmental Team consultancy for Design and Construction of Kong Nga Po**  
**Police Training Facilities (Programme no. 279LP)**  
**Submission of the Quarterly EM&A report for July to September 2024**

We refer to the Environmental Permit No. FEP-01/510/2016 for the captioned project.

Subject to the accuracy and authenticity of all the information provided to us, we hereby certify, in accordance with Conditions 3.4 of Environmental Permit No. FEP-01/510/2016, that the information is a representation of what it signifies.

Thank you very much for your attention and please feel free to contact Mr. Lee at 9382 4204 should you require further information.

Yours faithfully,

For and on behalf of  
Ka Shing Management Consultant Limited



Mr. W. H. Lee  
Environmental Team Leader

cc Acuity Sustainability Consulting Limited  
China State Joint Venture

Mr. Law  
Ms. Marian Kong

By email: Law.Law@aurecongroup.com  
By email: malai.kong@cohl.com

# **Architectural Services Department**

**FEP-01/510/2016 – Police Facilities in Kong Nga Po**

**Programme No. 279LP  
Provision of Environmental Team  
consultancy for Design and  
Construction of Kong Nga Po  
Police Training Facilities**

**Quarterly Environmental Monitoring and Audit Report  
for  
July to September 2024  
(Version 1.0)**

## **REMARKS:**

The information supplied and contained within this report is, to the best of our knowledge, correct at the time of printing.

Ka Shing accepts no responsibility for changes made to this report by third parties.

**Ka Shing Management Consultancy Ltd. [www.ka-shign.net](http://www.ka-shign.net)**

Unit 2, 13/F Kai Yue Commercial Building, 2C Argyle St,

Mong Kok, Kowloon

# Table of Contents

	Page No.
<b>EXECUTIVE SUMMARY</b>	
Introduction	4
Summary of Construction Works undertaken during the Reporting Quarter	4
Environmental Monitoring and Audit Works	4-5
Air Quality	5
Construction Noise	5
Ecological Monitoring	5
Environmental Non-Compliance	5
Environmental Complaint	5
Notification of Summons and Successful Prosecutions	5
Future Key Issues	5-6
 <b>1 INTRODUCTION</b>	
Purpose of the report	7
Structure of the report	7
 <b>2 PROJECT INFORMATION</b>	
Background	8
Project Organization	8-9
Summary of Construction Works Undertaken During Reporting Quarter	9
Status of Environmental Licences, Notifications and Permits	9-10
Summary of EM&A Requirement	10
 <b>3 ENVIRONMENTAL MONITORING AND AUDIT REQUIREMENT</b>	
Monitoring Parameters and Monitoring Locations	11-12
Monitoring Methodology and Calibration Details	12
Environmental Quality Performance Limits (Action and Limit Levels)	12
Landscape and visual	12
Ecology Monitoring	12-13
Site Audit Summary	13
Environmental Mitigation Measures	13
Status of Waste Management	13
 <b>4 MONITORING RESULTS</b>	14
Weather Conditions	14
Air Quality	14
Construction Noise	14-15
Ecological Monitoring	15

<b>5</b>	<b>ENVIRONMENTAL SITE INSPECTION</b>	
	Site Audits	16
	Implementation Status of Environmental Mitigation Measures	16
	Solid and Liquid Waste Management Status	16
<b>6</b>	<b>NON-COMPLIANCE (EXCEEDANCES) OF THE ENVIRONMENTAL QUALITY PERFORMANCE LIMITS (ACTION AND LIMIT LEVELS)</b>	
	Summary of Exceedances	17
	Summary of Environmental Non-Compliance	17
	Summary of Environmental Complaint	17
	Summary of Environmental Summon and Successful Prosecution	17
<b>7</b>	<b>FUTURE KEY ISSUES</b>	
	Key Issues in the Coming Three Months	18-19
<b>8</b>	<b>CONCLUSIONS AND RECOMMENDATIONS</b>	
	Conclusions	20
	Recommendations	20-22

## LIST OF TABLES

Table I	Summary Table for Events Recorded in the Reporting Quarter
Table 2.1	Key Contacts of the Project
Table 2.2	Status of Environmental Licences, Notifications and Permits
Table 3.1	Location for Air Quality Monitoring Stations
Table 3.2	Impact Air Quality Monitoring Parameters, Frequency and Duration
Table 3.3	Location of Noise Monitoring Stations
Table 3.4	Noise Monitoring Parameters, Duration and Frequency
Table 4.1	Summary of 1-hour TSP Monitoring Result in Reporting Quarter
Table 4.2	Summary of Noise Monitoring Result in Reporting Quarter

## LIST OF FIGURES

Figure 1	Site Layout Plan
Figure 2	Location of Air Quality Monitoring Station
Figure 3	Location of Noise Monitoring Station

## LIST OF APPENDICES

Appendix A	Action and Limit Levels
Appendix B	1-hour TSP Monitoring Graphical Presentation
Appendix C	Noise Monitoring Graphical Presentation
Appendix D	Event Action Plans
Appendix E	Summary of Exceedance
Appendix F	Environmental Mitigation Implementation Schedule (EMIS)

Appendix G	Site Audit Summary
Appendix H	Waste Generation in the Reporting Period
Appendix I	Complaint Log
Appendix J	Summary of Successful Prosecution

---

## EXECUTIVE SUMMARY

### Introduction

1. This is the 6th Quarterly Environmental Monitoring and Audit (EM&A) Report for the Project of Police Facilities in Kong Nga Po under Environmental Permit No. FEP-01/510/2016. This report was prepared by Ka Shing Management Consultancy Ltd. (Ka Shing) under “Service Contract Quotation No. PMB202/8480/2022/A01/A Provision of Environmental Team consultancy for Design and Construction of Kong Nga Po Police Training Facilities” (hereinafter called the “Service Contract”). This report documents the findings of Environmental Monitoring and Audit (EM&A) work conducted from July to September 2024.
2. During the reporting quarterly, the following Works Contracts were undertaken for the Project of Police Facilities in Kong Nga Po under Environmental Permit No. FEP-01/510/2016:
  - Contract No. SSK509 - Design and Construction of Kong Nga Po Police Training Facilities

### Summary of Construction Works undertaken during the Reporting Quarter

3. The major site activities undertaken in the reporting quarter included:
  - Open cut excavation
  - Removal of soil
  - Construction of footings
  - Construction of substructure and superstructure
  - Construction of footbridge
  - Backfilling
  - U.U. Lead in and Pipe Duct Connection

### Environmental Monitoring and Audit Works

4. Environmental monitoring for the Project was performed in accordance with the EM&A Manual and the monitoring results were checked and reviewed. Site Inspections/Audits were conducted once per week. The implementation of the environmental mitigation measures, Event Action Plans and environmental complaint handling procedures were also checked.
5. Summary of the environmental exceedances of the reporting quarter for the Project is tabulated in **Table I**.

**Table I Summary Table for Events Recorded in the Reporting Quarter**

Environmental Monitoring	Parameter	No. of Non-Project related Exceedances		No. of Exceedance related to the Construction Works of the Contract		Action Taken
		Action Level	Limit Level	Action Level	Limit Level	
Air Quality	1-hr TSP	0	0	0	0	N/A
Noise	L <sub>eq</sub> (30min)	0	0	0	0	N/A

**Air Quality**

6. All construction air quality monitoring was conducted as scheduled in the reporting quarter. No Action/Limit Level exceedance was recorded in the reporting quarter.

**Construction Noise**

7. All Construction noise monitoring was conducted as scheduled in the reporting quarter. No Action/Limit Level exceedance was recorded in the reporting quarter.

**Ecological Monitoring**

8. All ecological monitoring was conducted as scheduled in the reporting quarter. The ecological monitoring photo records and results were shown in the relevant Monthly EM&A Reports.

**Environmental Non-Compliance**

9. No environmental non-compliance was recorded in the reporting quarter.

**Environmental Complaint**

10. No environmental complaint was received in the reporting quarter. The Complaint Log is presented in **Appendix I**.

**Notification of Summons and Successful Prosecutions**

11. No notification of summons or successful environmental prosecutions was received in the reporting quarter.

**Future Key Issues**

12. The major site activities for the coming three months include:
- Open cut excavation
  - Removal of soil
  - Construction of footings
  - Construction of substructure and superstructure
  - Construction of footbridge
  - Backfilling
  - U.U. Lead in and Pipe Duct Connection



- MIC installation

13. Potential environmental impacts arising from the above construction activities are mainly associated with construction dust, noise, water quality and waste management. The anticipated major impacts from the construction works and corresponding recommended mitigation measures are detailed in **Appendix G** of Site Audit Summary.

## 1 INTRODUCTION

- 1.1 Ka Shing Management Consultancy Ltd. (Ka Shing) was commissioned by the Architectural Services Department (ASD) as the Environmental Team to undertake the Environmental Monitoring and Audit (EM&A) works for the Project of Police Facilities in Kong Nga Po under Environmental Permit No. FEP-01/510/2016 to ensure that the environmental performance of the Works Contracts comply with the requirements specified in the Environmental Permits (EPs), Environmental Impact Assessment (EIA) Report and Environmental Monitoring & Audit (EM&A) Manual of the Police Facilities in Kong Nga Po Project and other relevant statutory requirements.

### Purpose of the report

- 1.2 This is the 6th Quarterly EM&A Report which summarises the impact monitoring results and audit findings for the EM&A programme during the reporting period from July to September 2024.

### Structure of the report

- 1.3 The structure of the report is as follows:

Section 1: **Introduction** - purpose and structure of the report.

Section 2: **Project Information** – summarises background and scope of the Project, site description, project organisation and contact details, construction programme, the construction works undertaken and the status of Environmental Permits/Licences during the reporting period.

Section 3: **Environmental Monitoring and Audit Requirement** – summarises monitoring location and parameters, monitoring programmes, monitoring frequencies, Action and Limit Levels, Event / Action Plans, and Site Audit inspection.

Section 4: **Monitoring Result** – summarises the monitoring results in the reporting quarter.

Section 5: **Environmental Site Inspection** – summarises the audit findings of the weekly site inspections undertaken within the reporting period.

Section 6: **Non-Compliance of the Environmental Quality Performance Limits (Action and Limit)** – summarises any monitoring exceedance, environmental complaints, environmental summons and successful prosecutions within the reporting period.

Section 7: **Future Key Issues** – summarises the impact forecast and monitoring schedule for the next three months.

Section 8: **Conclusions and Recommendations**

## 2 PROJECT INFORMATION

### Background

- 2.1 The Project mainly includes construction and operation of various police facilities. The police facilities include:
- (i) a helipad;
  - (ii) two firing ranges; and
  - (iii) other facilities, associated infrastructure & utilities, etc.
- 2.2 The Project is a Designated Project under the Environmental Impact Assessment Ordinance (EIAO). An Environmental Impact Assessment (EIA) Report (Report No.: AEIAR-201/2016) for the Project was approved under EIAO in October 2016 in accordance with the EIA Study Brief (No. ESB-276/2014) and the Technical Memorandum on Environmental Impact Assessment Process (EIAO-TM). The corresponding Environmental Permit was issued (EP no.: FEP-01/510/2016) by the Director of Environmental Protection (DEP).
- 2.3 According to an approved Environmental Monitoring and Audit (EM&A) Manual, an air quality and noise monitoring programme is recommended during the construction phases of the Project to monitor the expected dust and noise nuisances. Baseline air quality and noise monitoring were conducted by previous ET (Wellab Limited) from 14th March 2020 to 2nd April 2020 to establish the background conditions of the designated sensitive receivers prior to the commencement of the Project's construction works.
- 2.4 The site layout plan for the Project is shown in **Figure 1**.

### Project Organization

- 2.5 Different parties with different levels of involvement in the Project organization under EP no.: FEP-01/510/2016 include:
- Project Proponent – Architectural Services Department (ArchSD)
  - Contractor– China State JV
  - Environmental Team (ET) – Ka Shing Management Consultancy Ltd.
  - Independent Environmental Checker (IEC) – Acuity Sustainability Consulting Limited
- 2.6 The key personnel contact names and numbers under Quotation No. PMB202/8480/2022/A01/A and the other contact names and numbers under ArchSD Contract No. SSK509 are summarised in Table 2.1.

Table 2.1 Key Contacts of the Project

Party	Role	Contact Person	Phone No.	Fax No.
Architectural Services Department	Project Proponent	Mr. Vincent Kwok	2867 3939	3542 5223
Contractor (China State JV)	Site Agent	Mr. Kelvin Chan	6272 8828	2866 6325
	Environmental Officer	Ms. Marian Kong	6174 9735	
		Mr. LuLu Mar	5998 8852	
Ka Shing Management Consultancy Ltd.	ETL	Mr. W.H. Lee	2618 2166	2120 7752
Acuity Sustainability Consulting Limited	IEC	Ir. Y.H. Law	2698 6833	2698 9383

### Summary of Construction Works Undertaken During Reporting Quarter

2.7 The major site activities undertaken in the reporting quarterly included:

- Open cut excavation
- Removal of soil
- Construction of footings
- Construction of substructure and superstructure
- Construction of footbridge
- Backfilling
- U.U. Lead in and Pipe Duct Connection

### Status of Environmental Licences, Notifications and Permits

2.8 A summary of the relevant permits, licences, and/or notifications on environmental protection for this Project is presented in Table 2.2

Table 2.2 Status of Environmental Licences, Notifications and Permits

Permit / Licence No.	Valid Period		Status
	From	To	
Further Environmental Permit (FEP)			
FEP-01/510/2016	N/A	N/A	Valid
Construction Noise Permit (CNP)			
GW-RN0483-24	30-04-2024	29-07-2024	Expired
GW-RN0839-24	30-07-2024	29-10-2024	Valid
Notification pursuant to Air Pollution Control (Construction Dust) Regulation			
EPD Ref no.: 487864	N/A	N/A	N/A
Billing Account for Construction Waste Disposal			

Account No. 7046289	18-01-2023	N/A	Valid
<b>Registration of Chemical Waste Producer</b>			
WPN5213-641-C4770-01	18-01-2023	N/A	Valid
<b>Effluent Discharge Licence under Water Pollution Control Ordinance</b>			
WT00043663-2023	21-04-2023	30-04-2028	Valid

### Summary of EM&A Requirement

2.9 The EM&A programme requires construction noise monitoring, air quality monitoring, ecological monitoring and environmental site audits. The EM&A requirements are described in the following sections, including:

- All monitoring parameters;
- Action and Limit levels for all environmental parameters;
- Event / Action Plans;
- Environmental mitigation measures, as recommended in the Project EIA study final report; and
- Environmental requirements in contract documents.

### 3 ENVIRONMENTAL MONITORING AND AUDIT REQUIREMENT

#### Monitoring Parameters and Monitoring Locations

##### *Air Quality Monitoring*

3.1 In accordance with the EM&A Manual, impact 1-hour TSP monitoring was conducted to monitor the air quality for the Works Contracts. The locations of the monitoring stations are shown in **Figure 2**. **Table 3.1** describes the location of the air quality monitoring stations.

**Table 3.1 Location for Air Quality Monitoring Stations**

Monitoring Station	Location of Measurement
AM1	Village House, Kong Nga Po
AM2	Village House, Kong Nga Po

3.2 **Table 3.2** summarises the monitoring parameters and frequencies of impact air quality monitoring during the Works Contracts activities.

**Table 3.2 Impact Air Quality Monitoring Parameters, Frequency and Duration**

Parameters	Frequency
1-hr TSP	Three times/ 6 days

##### *Noise Monitoring*

3.3 In accordance with the EM&A Manual, construction noise monitoring were conducted to monitor the construction noise arising from the construction activities. The locations of the monitoring stations are shown in **Figure 3**. **Table 3.3** describes the location of the noise monitoring stations.

**Table 3.3 Location of Noise Monitoring Stations**

Monitoring Station	Location of Measurement
NM9	Village House, Kong Nga Po
NM10	Village House, Kong Nga Po
NM11	Village House, Kong Nga Po
NM12	Village House, Kong Nga Po
NM13	Village House, Kong Nga Po
NM14	Village House, near Man Kam To Road

3.4 **Table 3.4** summarises the monitoring parameters and frequencies of construction noise monitoring during the Works Contracts activities.

**Table 3.4 Noise Monitoring Parameters, Duration and Frequency**

Monitoring Stations	Parameter	Duration	Frequency	Measurement
NM9	L10(30 min.) dB(A) <sup>[2]</sup>  L90(30 min.) dB(A) <sup>[2]</sup>  Leq(30 min.) dB(A) <sup>[2]</sup>  (as six consecutive Leq, 5min readings)	0700-1900 hrs on normal weekdays	Once per week	Free field <sup>[1]</sup>
NM10				Free field <sup>[1]</sup>
NM11				Façade
NM12				Façade
NM13				Free field <sup>[1]</sup>
NM14				Free field <sup>[1]</sup>

Remarks:

[1]: Correction of +3dB (A) for Free-field Measurement.

[2]: A-weighted equivalent continuous sound pressure level (Leq). It is the constant noise level which, under a given situation and time period, contains the same acoustic energy as the actual time-varying noise level.

L10 is the level exceeded for 10% of the time. For 10% of the time, the sound or noise has a sound pressure level above L10.

L90 is the level exceeded for 90% of the time. For 90% of the time, the noise level is above this level.

### Monitoring Methodology and Calibration Details

3.5 Monitoring works/equipment were conducted/calibrated regularly in accordance with the Project Specific EM&A Manual. Copies of calibration certificates were attached in the relevant Monthly EM&A Reports.

### Environmental Quality Performance Limits (Action and Limit Levels)

3.6 The environmental quality performance limit i.e. Action and Limit Levels were derived from the baseline monitoring results. Should the measured environmental quality parameters exceed the Action/Limit Levels, the respective action plans would be implemented. The Action/Limit Levels for each environmental parameter are given in **Appendix A**.

### Landscape and visual

3.7 Bi-weekly inspection of the implementation of landscape and visual mitigation measures was conducted during weekly site audit. Most of the necessary mitigation measures have been implemented and recommended follow-up actions have been discharged by the Contractor. Details of the audit findings and implementation status are summarized in **Appendix F** and **Appendix G**.

### Ecology Monitoring

3.8 Ecology monitoring was carried out on a monthly basis to monitor the timely implementation of proper environmental management practices and mitigation measures for the retained and transplanted individuals of flora species of conservation interest. Proper erection and

maintenance of the temporary protective fence enclosing the individuals was inspected for the effectiveness. The ecological monitoring photo records and result could refer to the relevant Monthly EM&A Reports.

#### **Site Audit Summary**

- 3.9 Site audit were carried out on a weekly basis to monitor and audit the timely implementation of proper environmental management practices and mitigation measure of this Project. The observations and recommendations made during the reporting period are summarized in **Appendix G**.

#### **Environmental Mitigation Measures**

- 3.10 Relevant mitigation measures as recommended in the project EIA report have been stipulated in the Project EM&A Manual for the Contractor to implement. A summary of the Environmental Mitigation Implementation Schedule (EMIS) is given in **Appendix F**.

#### **Status of Waste Management**

- 3.11 The amount of wastes generated by the major site activities of this Project during the reporting quarter is shown in **Appendix H**.



## 4 MONITORING RESULTS

### Weather Conditions

4.1 The detail of weather conditions for each individual monitoring session could be referred to monthly EM&A reports.

### Air Quality

#### *1-hr TSP Monitoring*

4.2 All construction air quality monitoring was conducted as scheduled during the reporting quarter.

4.3 No Action/Limit Level exceedance was recorded in this reporting quarter. A summary of exceedance is attached in **Appendix E**.

4.4 **Table 4.1** summarizes the air quality monitoring results which were extracted from the monthly reports for this Project. The graphical presentation of the air quality monitoring results is shown in **Appendix B**.

**Table 4.1 Summary of 1-hour TSP Monitoring Result in Reporting Quarter**

Reporting Months	Air Quality Monitoring Station	Average $\mu\text{g}/\text{m}^3$	Range $\mu\text{g}/\text{m}^3$	Action Level $\mu\text{g}/\text{m}^3$	Limit Level $\mu\text{g}/\text{m}^3$
Jul-24	AM1	52	21 – 114	308	500
	AM2	40	24 – 86	311	
Aug-24	AM1	45	19 – 75	308	
	AM2	39	24 – 63	311	
Sep-24	AM1	75	19 – 125	308	
	AM2	69	18 – 147	311	

### Construction Noise

4.5 All construction noise monitoring was conducted as scheduled in the reporting quarter.

4.6 No Action Level exceedance was recorded in this reporting month. No Limit Level exceedance was recorded. A summary of exceedance is attached in **Appendix E**.

4.7 **Table 4.2** summarizes the noise monitoring results which were extracted from the monthly reports for this Project. The graphical presentations of the construction noise monitoring results are shown in **Appendix C**.

**Table 4.2 Summary of Noise Monitoring Result in Reporting Quarter Remarks:**

Reporting Months	Noise Quality Monitoring Station	Average	Range	Baseline Level dB(A)	Limit Level, dB(A)
		L <sub>eq</sub> (30 min), dB(A)	L <sub>eq</sub> (30 min), dB(A)		
Jul -24	NM9	56.2	49.0 – 73.1	55.9	75
	NM10	55.0	50.2 – 62.5	52.8	
	NM11	55.5	47.4 – 63.8	46.4	
	NM12	53.2	46.4 – 69.4	54.7	
	NM13	53.8	48.8 – 67.1	61.3	
	NM14	54.8	44.1 – 68.2	59.6	
Aug-24	NM9	52.9	47.6 – 67.9	55.9	
	NM10	53.0	48.7 – 73.8	52.8	
	NM11	51.9	48.0 – 63.9	46.4	
	NM12	58.0	50.1 – 70.1	54.7	
	NM13	52.2	47.2 – 59.9	61.3	
	NM14	57.8	47.6 – 73.0	59.6	
Sep-24	NM9	53.3	47.3 – 63.6	55.9	
	NM10	52.8	47.3 – 60.5	52.8	
	NM11	51.0	44.0 – 68.4	46.4	
	NM12	55.8	44.0 – 70.1	54.7	
	NM13	54.5	46.7 – 63.6	61.3	
	NM14	52.9	43.4 – 70.6	59.6	

**Ecological Monitoring**

- 4.8 Monthly monitoring of flora species of conservation interest were conducted by ET as scheduled in the reporting quarter. No construction activity and equipment storage were observed within the receptor site. Temporary protective fences were found properly erected and maintained for the transplanted species.
- 4.9 According to approved transplantation proposal, the post-transplantation monitoring for transplanted *Brainea insignis* and *Spiranthes sinensis* was conducted by Contractor post-transplantation monitoring on transplanted *Brainea insignis* and *Spiranthes sinensis* was conducted once per month by the Contractor under Contract No. SSK509 from April to June 2024 during the reporting period.
- 4.10 The contractor provided maintenance works including watering, use of mulch and weeding to allow healthy growth of the transplanted species. The post-transplantation monitoring records were submitted to ET and IEC for review and were included in the relevant monthly EM&A Reports for record keeping.

## 5 ENVIRONMENTAL SITE INSPECTION

### Site Audits

- 5.1 Site audits were carried out by ET on weekly basis in the reporting quarter to monitor the timely implementation of proper environmental management practices and mitigation measures on the project site. No non-conformance was identified and the observation and recommendations made in each individual site audit session in the reporting period are summarized in **Appendix G**.

### Implementation Status of Environmental Mitigation Measures

- 5.2 According to the EIA Report, Environmental Permit and the EM&A Manual of the Project, the mitigation measures detailed in the documents are recommended to be implemented during the construction phase. An updated summary of the Environmental Mitigation Implementation Schedule (EMIS) is provided in **Appendix F**.

### Solid and Liquid Waste Management Status

- 5.3 In accordance with the EM&A Manual, waste management was audited during weekly site audit to determine if wastes are being managed in accordance with the Waste Management Plan (WMP) prepared for the Project and the relevant legislative and contractual requirements. Waste management practice including waste handling, storage, transportation and disposal were audited.
- 5.4 The Contractor is advised to minimize the wastes generated through the recycling or reusing. All mitigation measures stipulated in the EM&A Manual and waste management plans shall be fully implemented. The status of implementation of waste management and reduction measures are summarised in **Appendix F**.
- 5.5 Waste generated from this Project includes inert C&D materials and non-inert C&D materials. Non-inert C&D materials are made up of general refuse and waste that cannot be reused or recycled and has to be disposed of at the designated landfill sites. The amount of wastes generated by the construction works of the Project during the reporting quarter is shown in **Appendix H**.

---

## **6 NON-COMPLIANCE (EXCEEDANCES) OF THE ENVIRONMENTAL QUALITY PERFORMANCE LIMITS (ACTION AND LIMIT LEVELS)**

### **Summary of Exceedances**

- 6.1 Environmental monitoring works were performed in the reporting quarter and all monitoring results were checked and reviewed. A summary of exceedance is attached in Appendix E.
- 6.2 No exceedance of Action/Limit Levels of air quality and construction noise was recorded in the reporting quarter.
- 6.3 No Action Level exceedance for noise monitoring was recorded. No exceedance of Limit Level of construction noise was recorded in the reporting quarter.

### **Summary of Environmental Non-Compliance**

- 6.4 No environmental non-compliance was recorded in the reporting quarter. The observations and recommendations made in each individual site audit session were presented in Appendix G.

### **Summary of Environmental Complaint**

- 6.5 One complaint related to water quality was received in the reporting quarter. No complaints related to air quality. The Cumulative Complaint Log since the commencement of the Project is attached in Appendix I.

### **Summary of Environmental Summon and Successful Prosecution**

- 6.6 There was no successful environmental prosecution or notification of summons received in the reporting quarter. The Cumulative Log for environmental summon and successful prosecution since the commencement of the Project is presented in Appendix J.

## 7 FUTURE KEY ISSUES

### Key Issues in the Coming Three Months

7.1 The major construction activities undertaken in the coming three months will include:

- Open cut excavation
- Removal of soil
- Construction of footings
- Construction of substructure and superstructure
- Construction of footbridge
- Backfilling
- U.U. Lead in and Pipe Duct Connection
- MIC installation

7.2 Potential environmental impacts arising from the above construction activities are mainly associated with construction dust, noise, water quality, waste management and ecology. The proactive Environmental Protection Proforma summarizing the major site activities, potential environmental impacts and recommended mitigation measures for the coming months could refer to relevant Monthly EM&A Report.

7.3 Dust can be generated during construction works and exposed site area in the summer months and windy weather in the upcoming dry season. To prevent high dust concentrations during the summer months, the Contractor should pay attention on the air quality mitigation measures as far as practicable to minimise the dust impact to the villages which are located adjacent to the Project works. The Contractor was also reminded to follow the Project Implementation Schedule in approved EIA report / EM&A Manual to implement appropriate dust control to reduce dust emissions from heavy construction activities (including ground excavation, earth moving, etc.) at all active works area exposed site surfaces and unpaved roads, particularly during dry weather and covering 80% of stockpiling area by impervious sheets and spraying all dusty material with water immediately prior to any loading transfer operations to keep the dusty materials wet during material handling at the stockpile areas as well as the relevant dust control practices as stipulated in the Air Pollution Control (Construction Dust) Regulation so that no adverse dust impact arising from the Project works site.

7.4 In addition, construction noise is also one of the key environmental issues during construction of the Project. Noise mitigation measures such as using quiet plants and noise barriers should be in place, where applicable. In addition, the Contractor was reminded to frequently check and maintain the acoustic materials wrapped on noisy part of PME and ensure no gaps between noise barriers; proactively identify any potential construction noise impact to NSRs and provide sufficient mitigation measures if necessary; and provide notification to nearby villagers in Kong Nga Po for potential noisy works at works area.

- 7.5 All other mitigation measures recommended in the Project Implementation Schedule in approved EIA report / EM&A Manual should be properly implemented and maintained as far as practicable.

## 8 CONCLUSIONS AND RECOMMENDATIONS

### Conclusions

8.1 This Quarterly EM&A Report presents the EM&A work undertaken from July to September 2024 in accordance with EM&A Manual.

8.2 Environmental monitoring and audit works were performed in the reporting quarter and all monitoring results were checked and reviewed.

#### Air Quality Monitoring

8.3 Air Quality monitoring was conducted as scheduled in the reporting quarter. No Action/Limit Level exceedance was recorded.

#### Construction Noise Monitoring

8.4 Construction Noise monitoring was conducted as scheduled in the reporting quarter. No Limit Level exceedance was recorded. No exceedance of Limit Level of construction noise was recorded in the reporting quarter

#### Environmental Site inspections

8.5 Environmental site inspections were conducted as weekly basis in the reporting quarter. No environmental non-compliance was recorded.

#### Environmental Complaint and Successful Prosecution

8.6 No environmental complaint was received in the reporting quarter. No notification of summons or successful prosecutions was received in the reporting quarter.

### Recommendations

8.7 The mitigation measures recommended in the EIA report and EM&A Manual are considered effective and efficient in minimizing environmental impacts due to construction of the project during the reporting quarter. The EM&A programme implemented by the ET has effectively monitored the environmental impacts arising from the construction activities and ensure the proper implementation of mitigation measures.

8.8 The effectiveness and efficiency of the EM&A programme will be continuously reviewed. The EM&A programme will be improved if deficiencies of the existing EM&A programme are identified.

8.9 According to the environmental audits performed in the reporting quarter, the following recommendations were provided to remediate any potential impacts due to the Project:

*Air Quality Impact*

- To maintain the cover for stockpile of dusty materials and exposed slope for dust suppression;
- To enhance the dust suppression measures including watering for the dust generation works, exposed site area and haul road;
- To regular check the valid NRMM labels are properly displayed on the regulated machines and non-road vehicles; and
- To maintain the wheel washing facilities provided at every construction site exit where practicable are functioning properly.

*Construction Noise Impact*

- To keep inspect the noise sources inside the site;
- To keep space out noisy equipment and position the equipment as far away as possible from sensitive receivers; and
- To maintain temporary noise barriers for operations of noisy equipment near the noise sensitive receivers, if necessary.

*Water Impact*

- To maintain the cover for open stockpile of and exposed slope;
- To keep reviewing and updating temporary drainage system;
- To maintain the earth bunds or sand bag barriers on site to direct stormwater to silt removal facilities;
- To maintain and ensure the silt removal facilities are functioning properly;
- To maintain the wheel washing facilities provided at every construction site exit where practicable are functioning properly; and
- To divert the muddy water at the retention pond to the wetsep for treatment before discharging out.

*Waste/Chemical Management*

- To check for any accumulation of waste materials or rubbish on site;
- To avoid any discharge or accidental spillage of chemical waste or oil directly from the site;
- To maintain the drip tray well to prevent oil and chemical leakage; and
- To avoid improper handling, storage and dispose of oil drums or chemical containers on site.

*Ecology*

- To erect and maintain the protection fence around the retained trees / conservation species;
- To keep the tree protection zone large enough to protect the tress; and

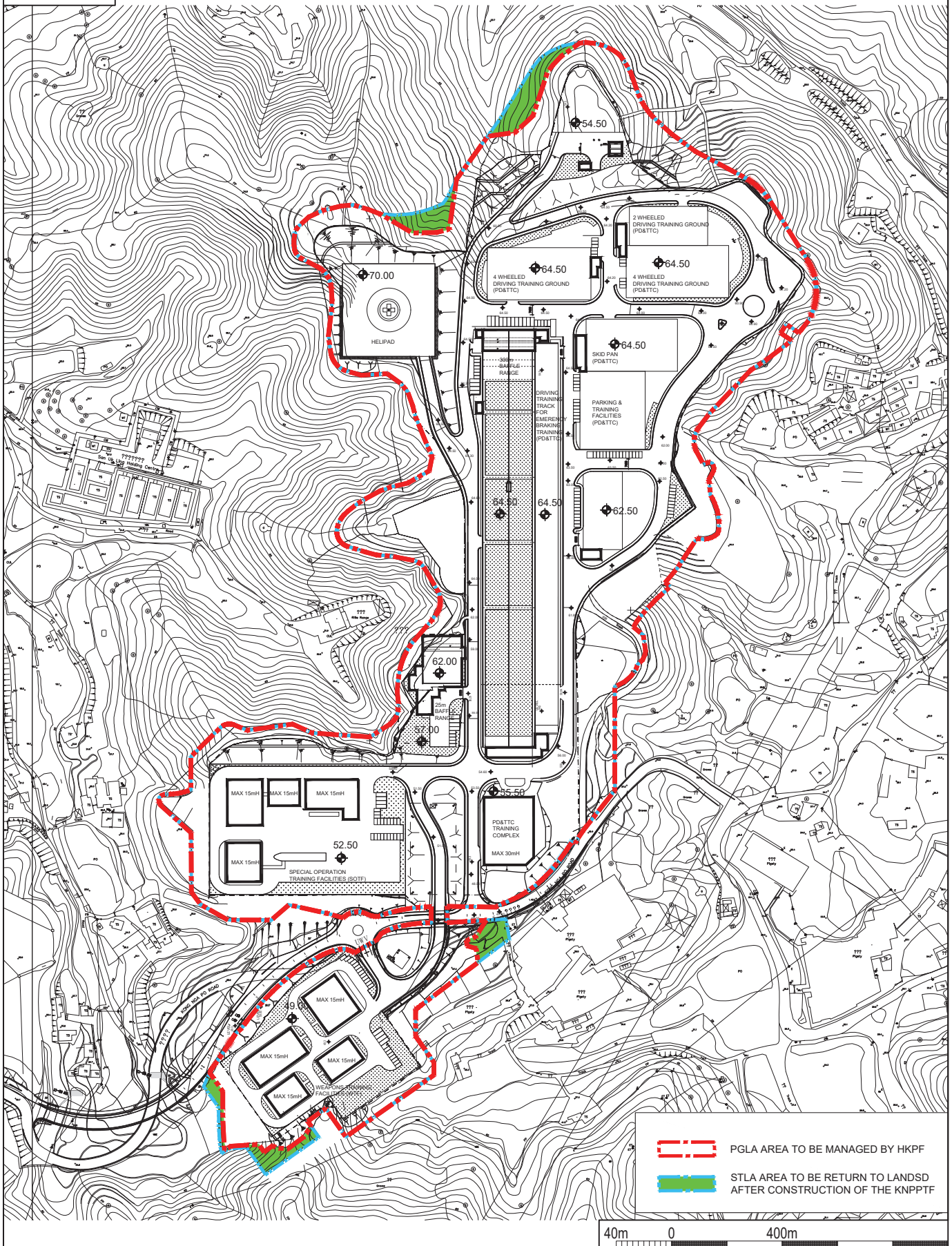


- To remove the construction materials within the tree protection zone.

*Landscape and Visual*

- To erect and maintain the protection fencing and tree protection zone around the preserved trees;
- To remove the construction materials within the tree protection zone; and
- To keep the tree protection zone large enough to protect the trees.

**FIGURE(S)**



PGLA AREA TO BE MANAGED BY HKPF



STLA AREA TO BE RETURN TO LANDSD  
AFTER CONSTRUCTION OF THE KNPTTF

40m 0 400m

MASTER  
LAYOUT  
PLAN

PROJECT CODE: 3279LP  
PROPOSED MLP FOR KONG NGA PO  
TRAINING FACILITIES

DRAWING NO.  
PMB/8480/XA001

SCALE:  
1:400

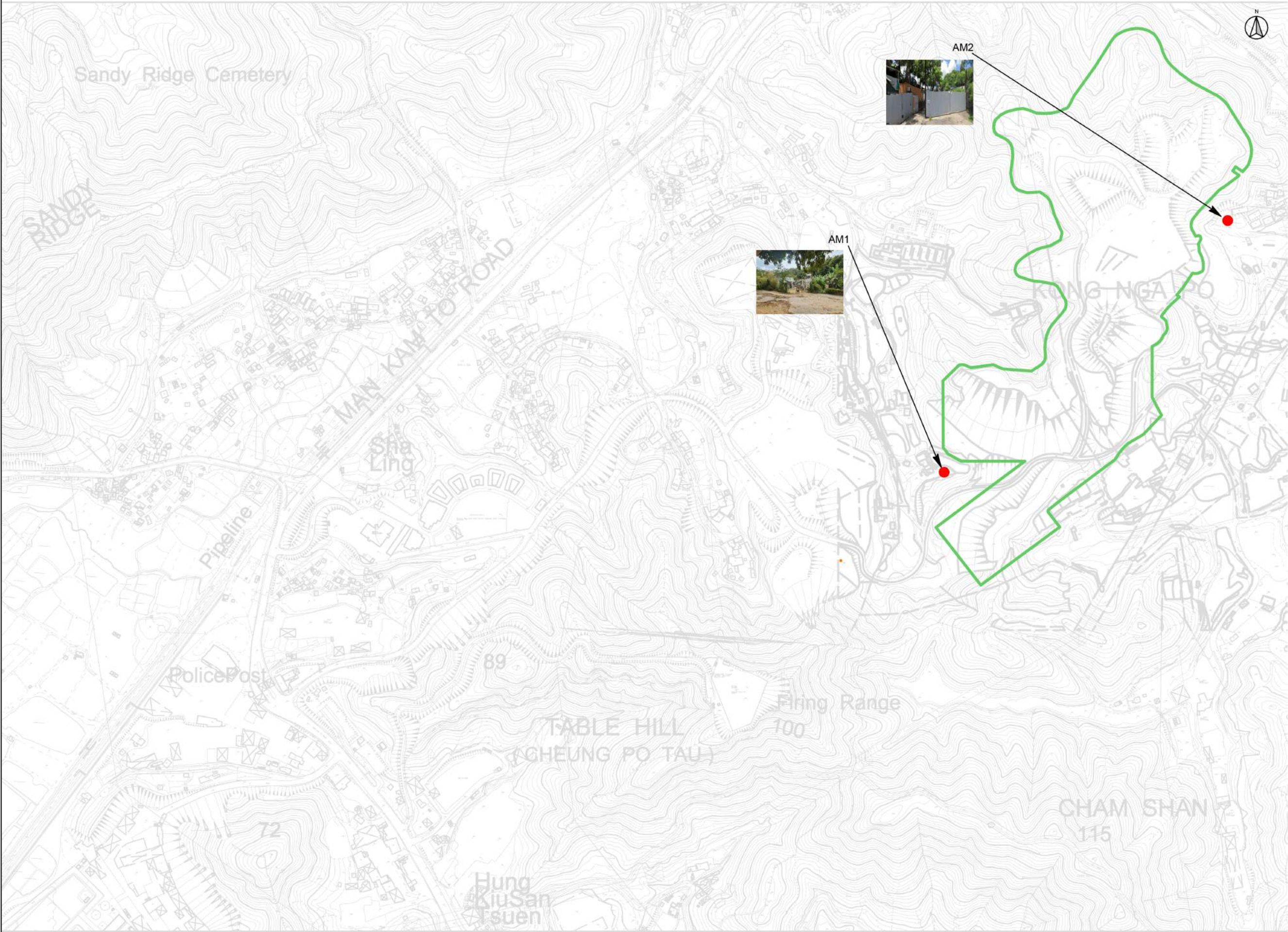
DATE:  
AUGUST 2021



ARCHITECTURAL  
SERVICES  
DEPARTMENT 建築署



Figure 2 Location of Air Quality Monitoring Stations



KEY PLAN  
SCALE: 1/50000

LEGENDS:  
KONG NGA PO SITE BOUNDARY  
AIR QUALITY MONITORING STATIONS

AIR QUALITY MONITORING STATIONS	
I.D.	Description
AM1	Village House, Kong Nga Po
AM2	Village House, Kong Nga Po

CLIENT  
建築署  
Architectural Services Department

Environmental Team  
嘉誠管理顧問有限公司  
Ka Shing Management Consultancy  
www.ka-shing.net

This drawing is for the sole purpose of explaining design and construction intent only. No part of this drawing or its related or implied information should supersede local and/or statutory code, regulation or requirement, including but not limited to any supplier and/or manufacturer recommendations. Ka Shing Management Consultancy Ltd accepts no responsibility for compliance checking which should be done by suitably qualified and authorized local design institutes in all cases.

KA SHING MANAGEMENT CONSULTANCY LTD  
Unit 2, 13/F Kai Yue Commercial Building, 2C Argyle St, Mong Kok, Kowloon  
Tel: +852 2616 2166 Fax: +852 2120 7752  
Email: info@ka-shing.net

2	SECOND ISSUE	03/2023
1	FIRST ISSUE	03/2023

Rev.	Description	Date
------	-------------	------

Project Title  
PROVISION OF ENVIRONMENTAL TEAM CONSULTANCY FOR DESIGN AND CONSTRUCTION OF KONG NGA PO POLICE TRAINING FACILITIES

Drawing Title  
KONG NGA PO ROAD  
AIR QUALITY MONITORING STATIONS

Drawing Status	
Project Ref.	File Ref.
Drawn by	Checked by
Scale	Paper Size
Date	Revision

Drawing Number  
KASHING-KNPR-DWG-002



Figure 3 Location of Noise Monitoring Stations



**KEY PLAN**  
SCALE: 1:50000

**LEGENDS**

- KONG NAG PO SITE BOUNDARY
- NOISE MONITORING STATIONS

ID	Description
NM9	Village House, Kong Nga Po
NM10	Village House, Kong Nga Po
NM11	Village House, Kong Nga Po
NM12	Village House, Kong Nga Po
NM13	Village House, Kong Nga Po
NM14	Village House, near Man Kam To Road

**CLIENT**

建築署  
Architectural Services Department

**Environmental Team**

嘉誠管理顧問有限公司  
Ka Shing Management Consultancy Limited  
www.ka-shing.net

This drawing is for the sole purpose of explaining design and construction intent only. No part of this drawing or its related or implied information should supersede local and/or statutory code, regulation or requirement, including but not limited to any supplier and/or manufacturer recommendations. Ka Shing Management Consultancy Ltd accepts no responsibility for compliance checking which should be done by suitably qualified and authorized local design institutes in all cases.

**KA SHING MANAGEMENT CONSULTANCY LTD**  
Unit 2, 13/F Kai Yue Commercial Building, 20 Argyle St, Mong Kok, Kowloon  
Tel: +852 2818 2166 Fax: +852 2120 7752  
Email: info@ka-shing.net

Rev.	Description	Date
2	SECOND ISSUE	03/2023
1	FIRST ISSUE	03/2023

Project Title

PROVISION OF ENVIRONMENTAL TEAM CONSULTANCY FOR DESIGN AND CONSTRUCTION OF KONG NGA PO POLICE TRAINING FACILITIES

**Drawing Title**

KONG NGA PO ROAD NOISE MONITORING STATION

**Drawing Status**

Project Ref.	File Ref.
-	--

Drawn by	Checked by
JC	RH

Scale	Paper Size
1:40000	A3

Date	Revision
-	-

**Drawing Number**

KASHING-KNPR-DWG-003



---

---

**APPENDIX A**  
**ACTION AND LIMIT LEVELS**

---

---

## Appendix A - Action and Limit Levels

Table A-1 Action and Limit Levels for 1-hour TSP

Monitoring station	Action Level (ug/m3)	Limit Level (ug/m3)
AM1	308	500
AM2	311	

TableA-2 Action and Limit Levels for Construction Noise

Time Period	Action Level	Limit Level (dB(A))
0700-1900 hours on normal weekdays	When one documented complaint is received	75

Noted:

If works are to be carried during restricted hours, the conditions stipulated in the construction noise permit issued by the Noise Control Authority have to be followed

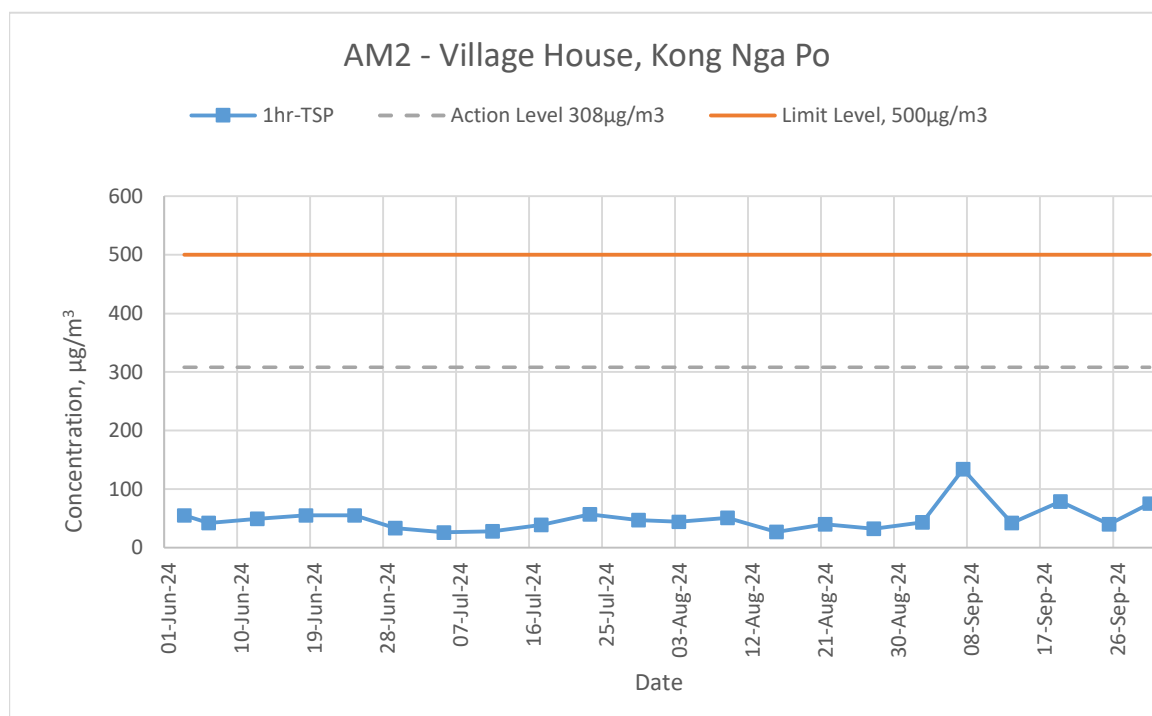
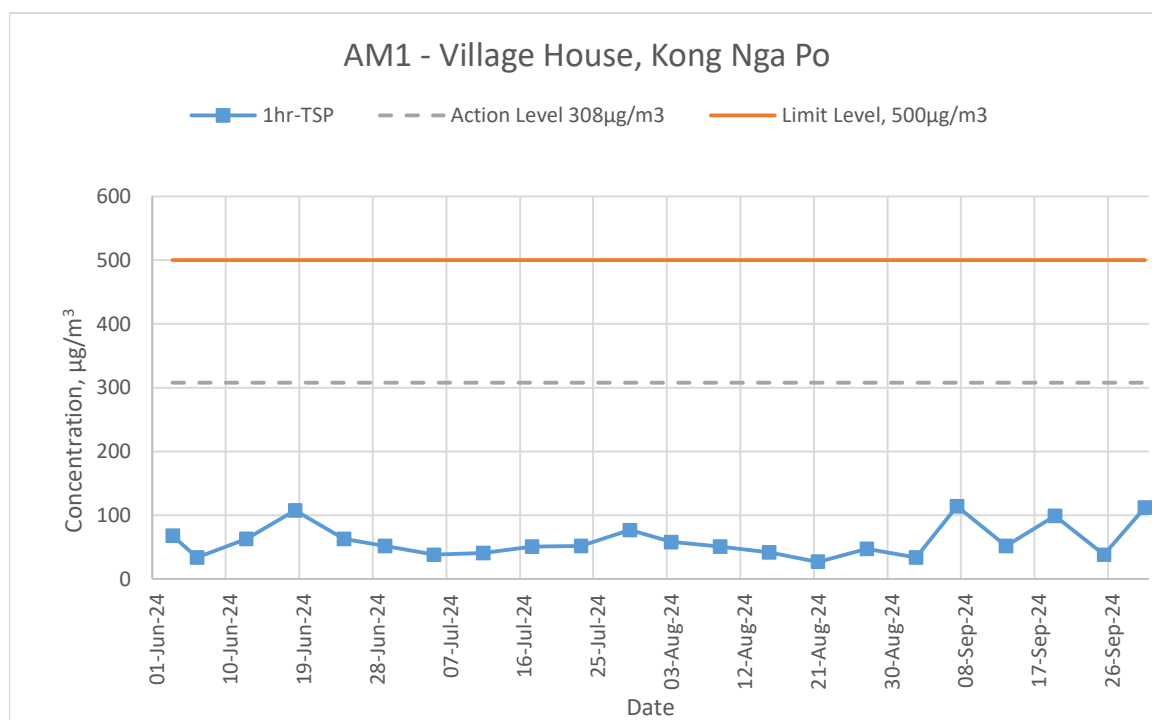
---

**APPENDIX B**  
**1-HOUR TSP MONITORING**  
**GRAPHICAL PRESENTATION**

---



## 1-hr TSP Concentration Levels



---

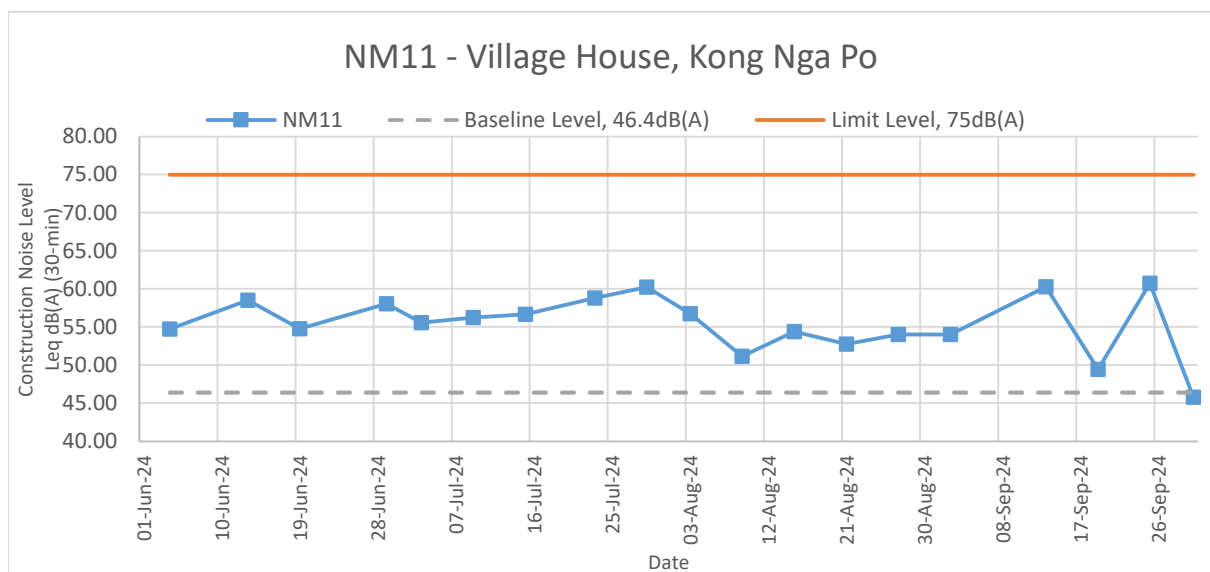
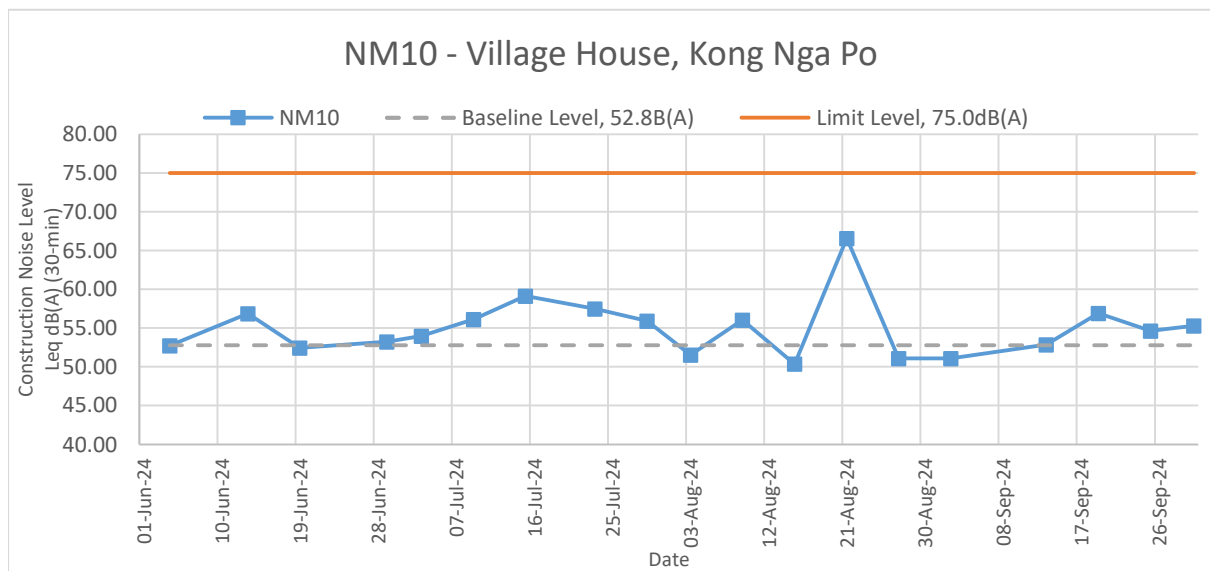
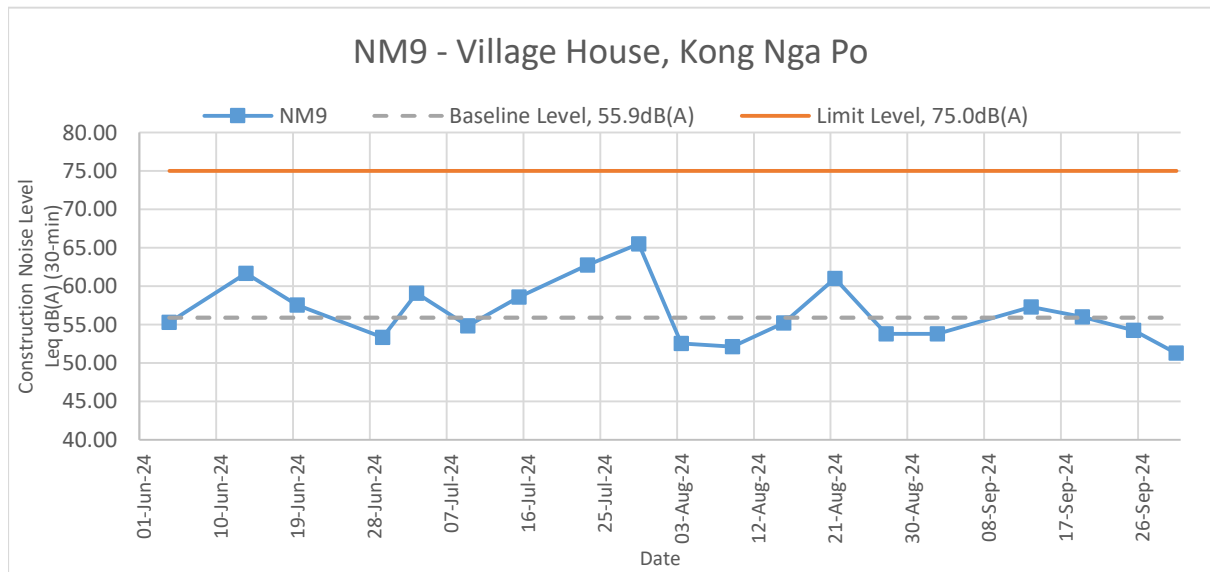
---

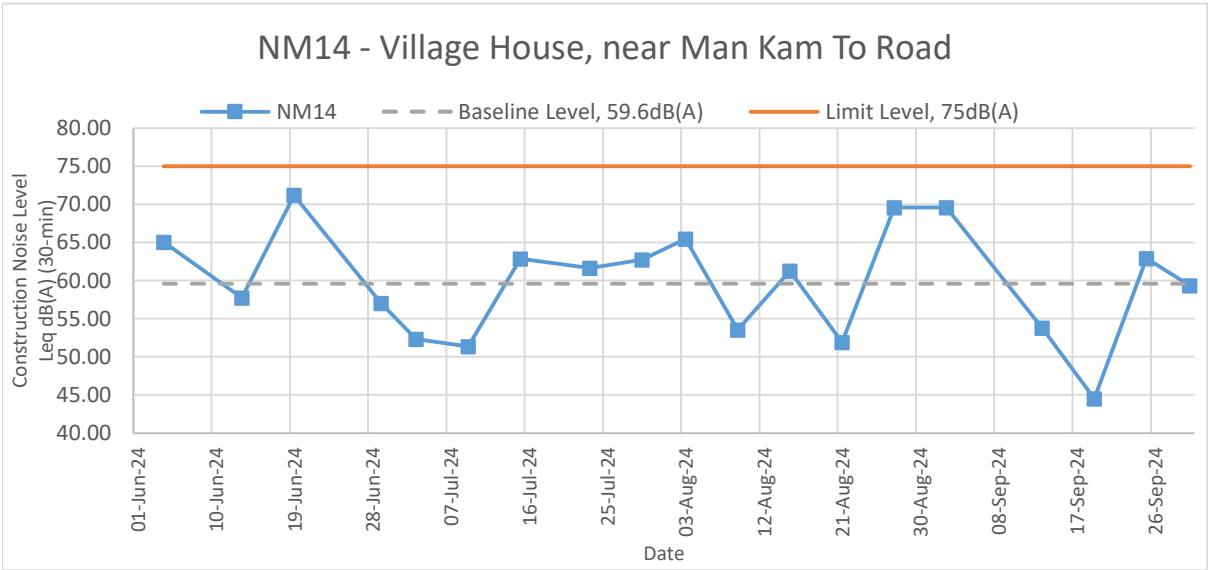
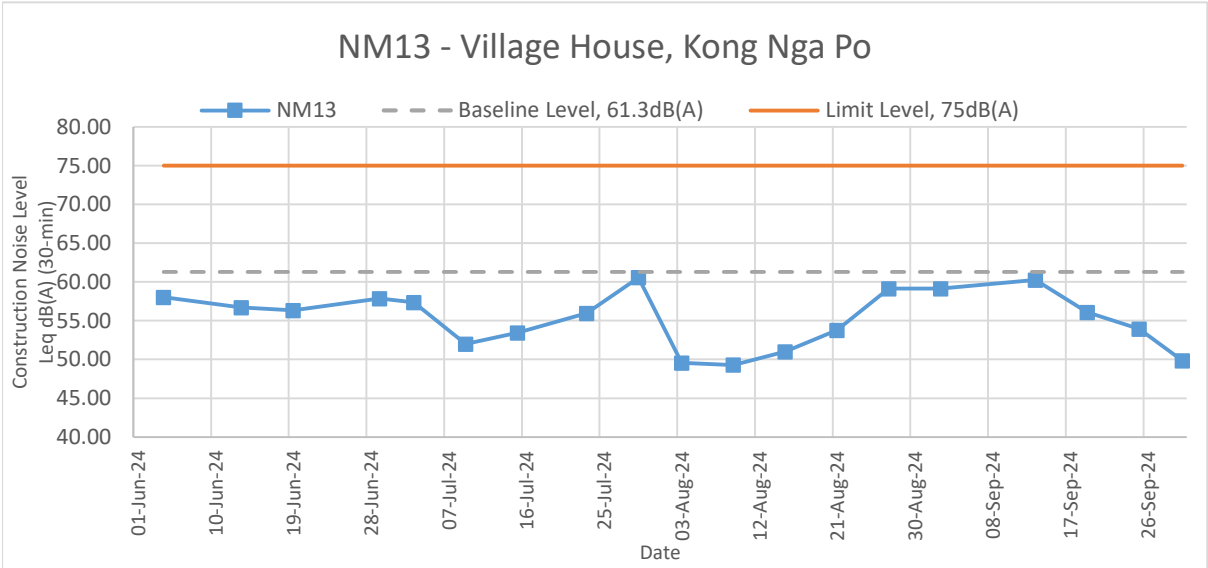
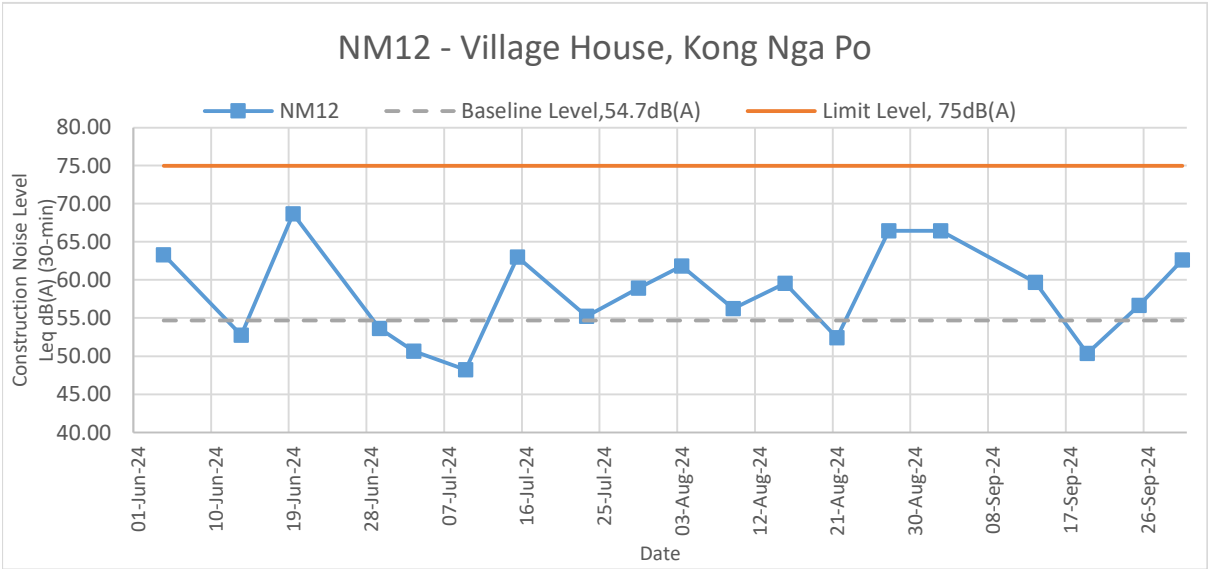
**APPENDIX C**  
**NOISE MONITORING GRAPHICAL**  
**PRESENTATION**

---

---

## Noise Levels





---

---

**APPENDIX D**  
**EVENT ACTION PLANS**

---

---

## Appendix I:

**Table D-1: Event / Action Plan for Air Quality**

EVENT	ACTION			
	ET	IEC	PERMIT HOLDER	CONTRACTOR
<b>ACTION LEVEL</b>				
1. Exceedance for one sample	1. Identify source, investigate the causes of exceedance and propose remedial measures; 2. Inform IEC, ER and Contractor; 3. Repeat measurement to confirm finding; and 4. Increase monitoring frequency to daily.	1. Check monitoring data submitted by ET; 2. Check Contractor's working method.	1. Notify Contractor.	1. Rectify any unacceptable practice; 2. Amend working methods if appropriate.
2. Exceedance for two or more consecutive samples	1. Identify source; 2. Inform IEC, ER and Contractor; 3. Advise the WKCD on the effectiveness of the proposed remedial measure; 4. Repeat measurements to confirm findings; 5. Increase monitoring frequency to daily; 6. Discuss with IEC and Contractor on remedial actions required; 7. If exceedance continues, arrange meeting with IEC and ER; and	1. Check monitoring data submitted by ET; 2. Check Contractor's working method; 3. Discuss with ET and Contractor on possible remedial measures; 4. Advise the ET on the effectiveness of the proposed remedial measures; and 5. Monitor Implementation of remedial measures.	1. Confirm receipt of notification of failure in writing; 2. Notify Contractor; and 3. Ensure remedial measures properly implemented.	1. Submit proposals for remedial to ER within 3 working days of notification; 2. Implement the agreed proposals; and 3. Amend proposal if appropriate.

EVENT	ACTION			
	ET	IEC	PERMIT HOLDER	CONTRACTOR
	8. If exceedance stops, cease additional monitoring.			
<b>LIMIT LEVEL</b>				
1.Exceedance for one sample	1. Identify source, investigate the causes of exceedance and propose remedial measures; 2. Inform ER, Contractor and EPD; 3. Repeat measurement to confirm finding; 4. Increase monitoring frequency to daily; and 5. Assess effectiveness of Contractor's remedial actions and keep IEC, EPD and the ER informed of the results.	1. Check monitoring data submitted by ET; 2. Check Contractor's working method; 3. Discuss with ET and Contractor on possible remedial measures; 4. Advise the ER on the effectiveness of the proposed remedial measures; and 5. Monitor the implementation of remedial measures.	1. Confirm receipt of notification of failure in writing; 2. Notify Contractor; and 3. Ensure remedial measures properly implemented.	1. Take immediate action to avoid further exceedance; 2. Submit proposals for remedial actions to IEC within 3 working days of notification; 3. Implement the agreed proposals; and 4. Amend proposal if appropriate.
2.Exceedance for two or more consecutive samples	1. Notify IEC, the ER, Contractor and EPD; 2. Identify source; 3. Repeat measurement to confirm findings; 4. Increase monitoring frequency to daily; 5. Carry out analysis of Contractor's working procedures to determine	1. Check monitoring data submitted by ET; 2. Check Contractor's working method; 3. Discuss amongst ER, ET, and Contractor on the potential remedial actions;	1. Confirm receipt of notification of failure in writing; 2. Notify Contractor; 3. In consultation with IEC, agree with the Contractor on the remedial measures to be implemented;	1. Take immediate action to avoid further exceedance; 2. Submit proposals for remedial actions to IEC within 3 working days of notification; 3. Implement the agreed proposals;

---

EVENT	ACTION			
	ET	IEC	PERMIT HOLDER	CONTRACTOR
	<p>possible mitigation to be implemented;</p> <p>6. Arrange meeting with IEC, and ER to discuss the remedial actions to be taken;</p> <p>7. Assess effectiveness of Contractor's remedial actions and keep IEC, EPD and ER informed of the results; and</p> <p>8. If exceedance stops, cease additional monitoring.</p>	<p>4. Review Contractor's remedial actions whenever necessary to assure their effectiveness and advise the ER accordingly; and</p> <p>5. Monitor implementation of remedial measures.</p>	<p>4. Ensure remedial measures properly implemented; and</p> <p>5. If exceedance continues, consider what portion of the work is responsible and instruct the Contractor to stop that portion of work until the exceedance is abated.</p>	<p>4. Resubmit proposals if problem still not under control; and</p> <p>5. Stop the relevant portion of works as determined by the ER until the exceedance is abated.</p>

Abbreviations: ET – Environmental Team, IEC – Independent Environmental Checker



**Table D-2: Event / Action Plan for Construction Noise**

EVENT	ACTION			
	ET	IEC	PERMIT HOLDER	CONTRACTOR
Action Level	1. Notify ER, IEC and Contractor; 2. Carry out investigation; 3. Report the results of investigation to the IEC, ER and Contractor; 4. Discuss with the IEC and Contractor on remedial measures required; and 5. Increase monitoring frequency to check mitigation effectiveness.	1. Review the monitoring data submitted by the ET; 2. Review the proposed remedial measures by the Contractor and advise ER; and 3. Advise the ER on the effectiveness of the proposed remedial measures.	1. Confirm receipt of notification of failure in writing; 2. Notify Contractor; 3. In consolidation with the IEC, agree with the Contractor on the remedial measure to be implemented: and 4. Supervise the implementation of remedial measure.	1. Submit noise mitigation proposals to IEC and ER; and 2. Implement noise mitigation proposals.
Limit Level	1. Inform IEC, ER and Contractor and EPD; 2. Repeat measurements to confirm findings; 3. Increase the monitoring frequency; 4. Identify source and investigate the cause of exceedance; 5. Carry out analysis of Contractor's working procedures; 6. Discuss with the IEC, Contractor and ER on	1. Discuss amongst the ER, ET, and Contractor on the potential remedial actions; and 2. Review Contractor's remedial actions whenever necessary to assure their effectiveness and advise the ER accordingly;	1. Confirm receipt of notification of failure in writing; 2. Notify the Contractor; 3. In consolidation with the IEC, agree with the Contractor on the remedial measures to be implemented; 4. Supervise the implementation of remedial measures; and 5. If exceedance continues, consider	1. Take immediate action to avoid further exceedance; 2. Submit proposals for remedial actions to the IEC and ER within 3 working days of notification; 3. Implement the agreed proposals; 4. Submit further proposal if problem still not under control; and 5. Stop the relevant portion of works as

---

EVENT	ACTION			
	ET	IEC	PERMIT HOLDER	CONTRACTOR
	remedial measure required; 7. Assess effectiveness of Contractor's remedial actions and keep IEC, EPD and ER informed of the results; and 8. If exceedance stops, cease additional monitoring.		stopping the Contractor to continue working in that portion of work which causes the exceedance until the exceedance is abated.	determined by the ER until the exceedance is abated.

Abbreviations: ET – Environmental Team, IEC – Independent Environmental Checker

**Table D-3: Event / Action Plan for Landscape and Visual Mitigation Measures**

EVENT	ACTION			
	ET	IEC	PERMIT HOLDER	CONTRACTOR
Non-conformity on one occasion	Identify source. Inform IEC and ER.  Discuss remedial actions with IEC, ER and Contractor.  Monitor remedial actions until rectification has been completed.	Check report.  Check Contractor's working method.  Discuss with ET and Contractor on possible remedial measures.  Advise ER on effectiveness of proposed remedial measures.  Check implementation of remedial measures.	Notify Contractor.  Ensure remedial measures are properly implemented	Amend working methods to prevent recurrence of nonconformity.  Rectify damage and undertake additional action necessary.
Repeated Nonconformity	Identify source.  Inform IEC and ER.  Increase monitoring frequency. Discuss remedial actions with IEC, ER and Contractor.  Monitor remedial actions until rectification has been completed.  If non-conformity stops, cease additional monitoring.	Check monitoring report. Check Contractor's working method.  Discuss with ET and Contractor on possible remedial measures.  Advise ER on effectiveness of proposed remedial measures.  Supervise implementation of remedial measures.	Notify Contractor.  Ensure remedial measures are properly implemented.	Amend working methods to prevent recurrence of nonconformity.  Rectify damage and undertake additional action necessary.

Abbreviations: ET – Environmental Team, IEC – Independent Environmental Checker

---

---

**APPENDIX E**  
**SUMMARY OF EXCEEDANCE**

---

---

---

## Appendix E: Exceedance Report

Reporting Quarter: July to September 2024

### (A) Exceedance Report for Air Quality

Environmental Monitoring	Parameter	No. of non-project related Exceedance		No. of Exceedance related to the Construction Activities of this Contract		Cumulative No. of Exceedance recorded
		Action Level	Limit Level	Action Level	Limit Level	
Air Quality	1-hr TSP	0	0	0	0	0

### (B) Exceedance Report for Construction Noise

Environmental Monitoring	Parameter	No. of non-project related Exceedance		No. of Exceedance related to the Construction Activities of this Contract		Cumulative No. of Exceedance recorded
		Action Level	Limit Level	Action Level	Limit Level	
Noise	Leq(30 min.) dB(A)	0	0	0	0	0

---

---

**APPENDIX F**  
**ENVIRONMENTAL MITIGATION**  
**IMPLEMENTATION SCHEDULE (EMIS)**

---

---

EIA Ref.	EM&A Ref.	Recommended Mitigation Measures	Objectives of the Recommended Measure & Main Concerns to address	Implementation Agent	Location / Duration of the measure	Implementation Stages <sup>1</sup>			Relevant Legislation & Guidelines	Implementation Status	
						Des	C	O			
Air Quality Impact Construction Phase											
3.9.1	2.2	<b>Dust Control Measures</b> To achieve compliance with the FSP, RSP and TSP criteria during the construction phase, good practices for dust control should be implemented to reduce dust impacts. The dust control measures are detailed as follows:	Construction Dust	Contractor	Project construction site / Duration of the construction phase / Prior to commencement of operation		✓		EIA Recommendation and Air Pollution Control (Construction Dust) Regulation		
		■ Covering 80% of stockpiling area by impervious sheets and spraying all dusty material with water immediately prior to any loading transfer operations to keep the dusty materials wet during material handling at the stockpile areas								Y	
		Disturbed Parts of the Roads ■ Main temporary access points should be paved with concrete, bituminous hardcore materials or metal plates and be kept clear of dusty materials; or ■ Unpaved parts of the road should be sprayed with water or a dust suppression chemical so as to keep the entire road surface wet.								Y	
		Wheel washing ■ Vehicle wheel washing facilities should be provided at each construction site exit. Immediately before leaving the construction site, every vehicle should be washed to remove any dusty materials from its body and wheels.								Y	
		Use of vehicles ■ The speed of the trucks within the site should be controlled to about 10 km/hour in order to reduce adverse dust impacts and secure the safe movement around the site. ■ Immediately before leaving the construction site, every vehicle should be washed to remove any dusty materials from its body and wheels.								Y	
		Site hoarding ■ Where a site boundary adjoins a road, street, service lane or other area accessible to the public, hoarding of not less than 2.4m high from ground level should be provided along the entire length of that portion of the site boundary except for a site entrance or exit								Y	

EIA Ref.	EM&A Ref.	Recommended Mitigation Measures	Objectives of the Recommended Measure & Main Concerns to address	Implementation Agent	Location / Duration of the measure	Implementation Stages <sup>1</sup>			Relevant Legislation & Guidelines	Implementation Status
						Des	C	O		
Noise Impact Construction Phase										
4.4.6	3.2	<b>Good Site Practice</b> Good site practice and noise management can significantly reduce the impact of construction site activities on nearby NSRs. The following package of measures should be followed during each phase of construction:	Maintain good site practice to minimise / avoid construction noise impact	Contractor	Within the Project site / During construction phase / Prior to commencement of operation.		✓		EIAO and Noise Control Ordinance	
		■ Only well-maintained plant to be operated on-site and plant should be serviced regularly during the construction works;								Y
		■ material stockpiles and other structures to be effectively utilised, where practicable, to screen noise from on-site construction activities.								Y
		Adoption of QPME QPME should be adopted as far as applicable.								Y
		Use of Noise Enclosure/ Acoustic Shed Noise enclosure or acoustic shed should be used to cover stationary PME such as air compressor and generator.								Y
		Use of Noise Insulating Fabric Noise insulating fabric can also be adopted for certain PME (e.g. pilling machine etc.).								Y



EIA Ref.	EM&A Ref.	Recommended Mitigation Measures	Objectives of the Recommended Measure & Main Concerns to address	Implementation Agent	Location / Duration of the measure	Implementation Stages <sup>1</sup>			Relevant Legislation & Guidelines	Implementation Status
						Des	C	O		
Water Quality Impact Construction Phase										
5.6.1.1	4.2	<b>General Construction Activities</b> The following measures should be implemented:  -	Maintain good site practices to avoid pollution of water courses	Contractor	Within the Project site / During construction phase		✓		Water Pollution Control Ordinance (Cap. 358), ProPECC Note PN 1/94	
5.6.1.2	4.2	<ul style="list-style-type: none"><li>Construction waste, debris and refuse generated on-site should be stored or contained appropriately to prevent them entering nearby watercourses or blocking stormwater drains.</li><li>Regular off-site removal of these materials should be maintained to minimise the volume of waste present on the construction site at any one time.</li></ul>								Y
		<b>Construction Site Runoff</b> The site practices outlined in ProPECC Note PN 1/94 should be followed as far as practicable in order to minimise surface runoff and the chance of erosion. The following measures are recommended: <ul style="list-style-type: none"><li>Temporary site drainage facilities are to be designed and implemented by the Contractor prior to commencement of construction to convey surface runoff to storm drains applying adequately designed silt/ sand removal traps and sediment basins.</li><li>Runoff into the excavation areas during rainstorm events shall be minimised as far as practicable. Any wastewater pumped out of the excavation areas shall be treated to remove suspended solids prior to discharge.</li><li>Open stockpiles of material should be covered on site with waterproof layers such as tarpaulin to reduce the potential for sediment laden runoff entering the drainage system.</li><li>The wheels of all vehicles and plant should be cleaned before leaving the works areas to remove sediment, soil and debris from the tracks. The washwater should be treated to remove any suspended sediment.</li><li>Manholes (including those constructed as part of the Project) should be adequately covered and temporarily sealed at all times to prevent silt, construction materials or</li></ul>								Y

		<p>debris from entering the drainage system, and to prevent storm runoff from entering foul sewers. The discharge of surface runoff into foul sewers should be prevented so as not to overload the sewerage system.</p> <ul style="list-style-type: none"> <li>Discharges should be collected by the temporary drainage system installed by the Contractor and treated on-site to remove sediment prior to discharge to the off-site drainage areas. The Contractor is required to obtain a discharge licence from EPD under the WPCO for all discharges from site with all discharges meeting the water quality requirements of the Technical Memorandum on Standards for Effluents Discharged into Drainage and Sewerage Systems, Inland and Coastal Waters (TM-DSS)</li> </ul>								
5.6.1.3	4.2	<p><b>Accidental Spillage of Chemicals</b></p> <p>In accordance with the Waste Disposal (Chemical Waste) (General) Regulation (Cap 354C), the following measures should be implemented:</p> <ul style="list-style-type: none"> <li>The labelling and storage of chemicals should be in accordance with the Code of Practice on the Packaging, Labelling and Storage of Chemical Wastes and maintained at all times by the Contractor.</li> <li>Oils and fuels should only be stored in designated areas which have appropriate pollution prevention control facilities such as oil and grease traps.</li> </ul>	Prevent accidental discharge of chemicals into the surrounding environment	Contractor	Within the Project site / During construction phase		✓		Code of Practice on the Packaging Labelling and Storage of Chemical Wastes; Waste Disposal (Chemical Waste) (General) Regulation (Cap 354C)	Y
5.6.1.4	4.2	<p><b>Sewage from Construction Workforce</b></p> <p>Portable toilets should be available throughout the construction phase and regularly maintained, collected and disposed by a licensed wastecollector to a public sewage treatment works for suitable treatment.</p>	Prevent discharge of sewage into the surrounding environment	Contractor	Within the Project site / During construction phase		✓		Water Pollution Control Ordinance (Cap. 358), ProPECC Note PN 1/94	Y

EIA Ref.	EM&A Ref.	Recommended Mitigation Measures	Objectives of the Recommended Measure & Main Concerns to address	Implementation Agent	Location / Duration of the measure	Implementation Stages <sup>1</sup>			Relevant Legislation & Guidelines	Implementation Status
						Des	C	O		
Ecological Impact										
9.7.1	8.3	<b>Temporary Protective Fence for Flora Species of Conservation Interest</b>  During construction phase, erection and maintenance of a temporary protective fence enclosing the flora species of conservation interest identified under the detailed vegetation survey is recommended.  Monthly monitoring of any other flora species of conservation interest identified in the detailed vegetation survey should be conducted during the construction phase.	To avoid potential impact on flora species of conservation interest from construction activities such as materials storage;  To make sure that the flora species of conservation interest are not affected by the construction activities of the Project	Contractor	Project construction site / Throughout construction stage / Until completion of all construction activities		✓		EIAO-TM	Y
Landscape and Visual Impacts Construction Phase										
Table 10.11	Table 9.1	CM01: Trees / woodland within the Project Site which are unaffected by the works shall be protected and preserved during the detailed design stage and construction phase. The tree preservation proposals shall be coordinated with the layout and design of the engineering and architectural works at detailed design stage for further retention of individual trees. The preservation of existing tree shall provide instant greening and screening effect for proposed works. Tree protection works will be undertaken in accordance with DEVB TC(W) 7/2015 on “Tree Preservation” and tree risk assessment in accordance with “Guidelines for Tree Risk Assessment and Management Arrangement by DEVB.	Preserve and protect existing trees	Contractor	Project area / During design stage / construction phase / Establishment Period	✓	✓		EIAO-TM;  Protection of Endangered Species of Animals and Plants Ordinance (Cap 586);  DEVB TC(W) No. 6/2015 Maintenance of Vegetation and Hard Landscape Features;  ETWB TCW No. 29/2004 Registration of Old and Valuable Trees, and Guidelines for their Preservation;  DEVB TC(W) No. 07/2015 -Tree Preservation;  ETWB (2/2007) - General Guidelines on Tree Pruning;  GLTMS (12/2013)	Y

									-Guidelines for Tree Risk Assessment and Management Arrangement on an Area Basis and on a Tree Basis	Y
--	--	--	--	--	--	--	--	--	--	---

Note 1: Des = Design; C = Construction; O = Operation

---

---

**APPENDIX G**  
**SITE AUDIT SUMMARY**

---

---

## Appendix G: Site Audit Summary

Table G-1: Observations and Follow Up Action of Site Audit in July 2024

Parameters	Date	Observations	Advice
Waste Management	23-7-2024	The observed storage of steel directly on the ground, rather than within designated containers, skips, or stockpiles, does not represent practices for promoting material reuse, recycling, or proper disposal	The storage of different types of waste in different containers or skips or stockpiles to enhance reuse or recycling of materials and their proper disposal.
Waste Management	23-7-2024	Animals, especially urban wildlife, might scavenge in open bins for food. This can lead to ingestion of inappropriate or toxic materials, entrapment, or injury from the debris	General refuse should be stored in enclosed bins
Landscape and Visual Impacts	23-7-2024	The storage areas for materials compact the soil around tree	DEVB TC(W) 7/2015 on “tree preservation” stipulates that the material storages are to be kept away from the Tree Protection Zone and vehicular/pedestrian access to avoid compaction of soil around trees.

Table G-2: Observations and Follow Up Action of Site Audit in August 2024

Parameters	Date	Observations	Advice
Water Quality Impact	21-8-2024	The labelling (particulars on the label) and storage of chemicals should be in accordance with the Code of Practice on the Packaging, Labelling and Storage of Chemical Wastes and maintained at all times by the Contractor	Particulars on the label are shown on the chemical.
Water Quality Impact	21-8-2024	The labelling and storage of chemicals should be in accordance with the Code of Practice on the Packaging, Labelling and Storage of Chemical Wastes and maintained at all times by the Contractor	The symbol of the chemicals is clearly visible
Others	21-8-2024	The absence of a drip tray may elevate the risk of rainwater or cleaning activities carrying spilled chemicals into the surrounding soil. This contamination not only has the potential to hinder plant growth but also poses a probable threat to the local ecosystem. These chemical substances can disrupt the delicate balance, harming or even proving fatal to beneficial microorganisms	The drip tray should be used.

Table G-3: Observations and Follow Up Action of Site Audit in September 2024

Parameters	Date	Observations	Advice
Waste Management Implications	25-9-2024	The observed storage of steel directly on the ground, rather than within designated containers, skips, or stockpiles, does not represent practices for promoting material reuse, recycling, or proper disposal	The storage of different types of waste in different containers or skips or stockpiles to enhance reuse or recycling of materials and their proper disposal.
Landscape and Visual Impacts	25-9-2024	Using a tree both as an anchor and girdling it with rope can significantly compound the adverse impacts on heightened susceptibility to pests and diseases, and potential death.	An alternative is being considered and explored in reference to the Code of Practice for Metal Scaffolding Safety of the Labour Department
Landscape and Visual Impacts	25-9-2024	The storage areas for materials compact the soil around tree	1)DEVB TC(W) 7/2015 on “tree preservation” stipulates that the material storages are to be kept away from the Tree Protection Zone and vehicular/pedestrian access to avoid compaction of soil around trees; and/or  2) An alternative is being considered and explored in reference to Code of Practice for Bamboo Scaffolding Safety of the Labour Department
Others	25-9-2024	Storing materials directly in plant areas may lead to several potential environmental and ecological impacts.	The materials are relocated and stored in areas that do not contain plants.
Others	25-9-2024	Non-soil or muddy water has been observed flowing out from the construction site.	1)The Wastewater Discharge Layout Plan is revised to incorporate the new discharge point; or  2)Sources of non-soil or muddy water are identified for the new design



---

---

**APPENDIX H  
WASTE GENERATION IN THE  
REPORTING PERIOD**

---

---

Name of Department: ArchSD

Monthly Summary Waste Flow Table for 2024 (year)

Project : Design and Construction of Kong Nga Po Police Training Facilities

Contract No.: SS K509

Month	Actual Quantities of Inert C&D Materials Generated Monthly							Actual Quantities of C&D Wastes Generated Monthly				
	Total Quantity Generated	Hard Rock and Large Broken Concrete	Bituminous Material	Reused in the Contract	Reused in other Projects	Disposed as Public Fill	Imported Fill	Metals	Paper/ cardboard packaging	Plastics (see Note 3)	Chemical Waste	Others, e.g. general refuse
	(in '000m <sup>3</sup> )	(in '000m <sup>3</sup> )	(in '000m <sup>3</sup> )	(in '000m <sup>3</sup> )	(in '000m <sup>3</sup> )	(in '000m <sup>3</sup> )	(in '000m <sup>3</sup> )	(in '000 kg)	(in '000kg)	(in '000kg)	(in '000kg)	(in '000 m <sup>3</sup> )
Cumulative in 2023	16.796	0.000	0.000	0.000	0.000	16.796	0.000	0.000	0.041	0.054	0.000	0.657
Jan	3.263	0.000	0.000	0.000	0.000	3.263	0.000	0.000	0.000	0.000	0.000	0.117
Feb	0.423	0.000	0.000	0.000	0.208	0.215	0.000	0.003	0.225	0.009	0.000	0.111
Mar	4.882	0.000	0.000	0.000	1.216	3.666	0.000	12.066	0.000	0.384	0.000	0.195
Apr	1.859	0.000	0.000	0.000	0.013	1.846	0.000	0.000	0.000	2.716	0.000	0.260
May	7.612	0.000	0.000	0.000	6.234	1.378	0.000	0.005	0.223	0.513	0.000	0.286
Jun	1.528	0.000	0.000	0.000	0.000	1.528	0.000	0.000	0.202	0.036	0.000	0.364
Sub-total	19.565	0.000	0.000	0.000	7.670	11.895	0.000	12.074	0.650	3.658	0.000	1.333
Jul	18.313	0.000	0.000	13.295	4.167	0.852	0.000	0.000	0.000	0.000	0.000	0.507
Aug	9.783	0.000	0.000	2.659	6.604	0.520	0.000	0.002	0.219	0.026	0.000	0.754
Sep	6.692	0.000	0.000	1.329	5.103	0.260	0.000	0.000	0.000	0.759	0.000	0.852
Oct												
Nov												
Dec												
Total	71.148	0.000	0.000	17.283	23.543	30.323	0.000	12.076	0.910	4.497	0.000	4.102

- Notes:
- (1)

The performance targets are given in the Particular Specification on Environmental Management Plan.
- (2)

The waste flow table shall also include construction waste that are specified in the Contract to be imported for use at the site.
- (3)

Plastics refer to plastic bottles/containers, plastic sheets/foam from packaging material.
- (4)

Broken concrete for recycling into aggregates.
- (5)

If necessary, use the conversion factor: 1 full load of dumping truck being equivalent to 6.5 m3 by volume.
- \*Data of August 2024 released by EPD only up to 29/9/2024 as of 4/10/24

---

---

**APPENDIX I  
COMPLAINT LOG**

---

---

## Appendix M - Complaint Log

Reporting Quarter: July to September 2024

Complaint Log Ref.	EPD Log Ref.	Location	Received Date	Details of Complaint	Investigation/ Mitigation Action Status	Status
C001	N07/RN/00020836-23	Kong Nga Po Road (Lamp post GD0470)	29-Aug-23	The complainant alleged that the general construction noise except renovation (within Restricted Hours) from at Kong Nga Po Road (Lamp post GD0470), and commented that "晚上八九點地盤有噪音有人工作". The work sites under complaint are adjacent to the captioned Designated Project area.	<p>Record of Site Investigation Refer to the public complaint which was no mention the certain time, based on daily record provided, CSJV was confirmed that the working period on 26, 27 &amp; 28 Aug 2023 and the working hours were within the approved restricted hour. The equipment applied on the mentioned periods were listed in the Group D of the CNP No. GW-RN0882-23 (Effective date from 24/08/2023 to 23/11/2023)</p> <p>According to the written reply, the Contractor has implemented both the notification of the neighborhood on the schedule of night works and erect noise barriers to screen noisy works for neighborhood. Please be advised that the Contractor is strictly adhering to the conditions of the construction noise permit.</p>	Closed
C002	N07/RN/00029993-23	The river(s) near the San Uk Ling Holding Centre	14-Dec-23	The complainant alleged that the river(s) near the San Uk Ling Holding Centre has recently had a large amount of soil/muddy water. (新屋嶺扣留中心附近的河流，近日有大量黃泥水)	<p>Record of Site Investigation In reference to the public complaint, it has been noted that the complainant did not provide a precise description of the river(s) location adjacent to the San Uk Ling Holding Centre, where there has been a recent influx of soil-laden water.</p> <p>EPD officers carried out site inspection on 15/12/2023 at 11:20 –12:00. EPD officers checked the U-channels, catchpits and wastewater treatment facility at WTF. No water including muddy water was discharged from Construction sites to the drainage. The Contractor has checked the drainage and wastewater treatment facilities at WTF and SOTF, which is near the complaint area. No water was discharged from the above locations.</p> <p>Advice: For the Contractor:</p>	Closed

					<p>1)The Contractor strictly complies with the requirements of relevant environmental ordinances and EM&amp;A Manual.</p> <p>2)The promotional flyer contains a Community Liaison Hotline: 9790 2879 that can be placed in residents' mailboxes, so they can directly contact you to resolve environmental issues.</p> <p>For EPD officer:</p> <p>1)Please consider that the Community Liaison Hotline: 9790 2879 will be provided for the complainant to directly contact the Contractor to resolve environmental issues.</p> <p>2) Please consider encouraging the complainant to provide more accurate and detailed information to facilitate our follow-up efforts.</p>	
C003		Soil/muddy water from San Uk Leng at Man Kam To Road near Designated Project of the Police Facilities in Kong Nga Po, near San Uk Leng at Man Kam To Road	7-Apr.-2024	<p>The complainant alleged in Chinese, as shown below:</p> <p>1)4月6日下午約一點下了一場雨，但到7號已過一天，河水還是泥黃色</p> <p>2)投訴人表示為上水新屋嶺附近居民，在新屋嶺練靶場附近有一政府地盤，由中國建築進行有關政府機動步隊的工程。投訴人表示建築公司沒有一個妥善的排污系統，把地盤所產生的黃泥水直接排在新屋嶺或經新屋嶺排走，導致黃泥水經引水道流入新屋嶺及新屋嶺魚塘，嚴重影響附近居民，現要求有關部門盡快跟進及處理。</p>	<p>Record of Site Investigation</p> <p>Based on a complaint investigation conducted by the Contractor, no muddy water was found discharged from the site. Mitigation measures have been strengthened by plugging off the last manholes of the site.</p> <p>According to the document provided, the improvement measures implemented by the Contractor include the following: 1) Manhole SMH-0503 was plugged off, 2) Water pump was placed in the manhole to pump wastewater, if any, to the wastewater treatment facilities, 3) Manhole SMH-1305 was plugged off, and 4) Water pump was placed in the manhole to pump wastewater, if any, to the wastewater treatment facilities.</p>	Closed

#### Cumulative Complaint Log

Complaint Log Reporting Period	Total no. of Complaint Received
This reporting quarterly month	0
From 1st April 2023 to end of the reporting month	3

---

**APPENDIX J  
SUMMARY OF SUCCESSFUL  
PROSECUTION**

---

**Appendix N - Summary of Successful Prosecution**

**Reporting Quarter: July to September 2024**

Date of Successful Prosecution	Details of the Successful Prosecution	Status	Follow Up	Total no. Received in this Reporting Month	Total no. Received since Project Commencement
--	--	--	--	--	--