

Our ref: 27-8-2024

27-8-2024

By hand

Environmental Protection Department  
Environmental Assessment Division  
Territory North Group  
Sheung Shui, Fanling, Tai Po  
27th floor, Southorn Centre,  
130 Hennessy Road,  
Wan Chai, Hong Kong  
(Attn: Ms. CHANG Chia Chi, Maureen)

Dear Ms. CHANG,

**Provision of Environmental Team consultancy for Design and Construction of Kong Nga Po Police Training Facilities (Programme no. 279LP) Quotation No. PMB202/8480/2022/A01/A**  
**Submission of Quarterly EM&A Report (October 2023 to December 2023)**

We refer to the Environmental Permit (EP) No. FEP-01/510/2016 for the captioned project.

Pursuant to Condition 3.3 of the No. FEP-01/510/2016, please find enclosed four hard copies and one electronic copy of the monthly EM&A report, which has been verified by the IEC for your reference.

Thank you very much for your attention and please feel free to contact Mr. Lee at 9382 4204 should you require further information.

Yours faithfully,

For and on behalf of  
Ka Shing Management Consultant Limited

Applied Knowledge Center Limited  
Company Secretary

Encl. Quarterly EM&A Summary Report (October 2023 to December 2023)

Date: 27 August 2024

Your ref:

Our ref: PL-202408053

Architectural Services Department  
40/F, Queensway Government offices  
66 Queensway, Hong Kong

**Attn: Mr. Vincent Kwok**

Dear Mr. Kwok,

**Re: Contract No. SS K/509**

**Provision of Independent Environmental Checker Consultancy for Design  
and Construction of Kong Nga Po Police Training Facilities  
Verification of Quarterly EM&A Report (October 2023 to December 2023)**

Reference is made to the Quarterly EM&A report provided by ET via email on 19 January 2024 and subsequent revision (Version 4) provided on 26 August 2024.

Please be informed that we have no adverse comments on the revised Quarterly EM&A report (October 2023 to December 2023) (Version 4). We hereby verify the submission is in accordance with S.12.4 of EM&A Manual and Condition 3.1 of Environmental Permit No. FEP-01/510/2016.

Thank you for your attention.

Yours sincerely,

For and on behalf of

Acuity Sustainability Consulting Limited



Ir Y.H. LAW

Independent Environmental Checker

c.c. Ka Shing Management Consultancy Ltd.

Our ref: 26-8-2024

26-8-2024

By email: kwokhw@archsd.gov.hk

Architectural Services Department  
40/F, High Block, Queensway Government Offices,  
66 Queensway, Hong Kong  
(Attn: Mr. Vincent Kwok)

Dear Mr. Kwok,

**Re: Quotation No. PMB202/8480/2022/A01/A  
Provision of Environmental Team consultancy for Design and Construction of Kong Nga Po  
Police Training Facilities (Programme no. 279LP)  
Submission of the Quarterly EM&A report for October to December 2023**

We refer to the Environmental Permit No. FEP-01/510/2016 for the captioned project.

Subject to the accuracy and authenticity of all the information provided to us, we hereby certify, in accordance with Conditions 3.4 of Environmental Permit No. FEP-01/510/2016, that the information is a representation of what it signifies.

Thank you very much for your attention and please feel free to contact Mr. Lee at 9382 4204 should you require further information.

Yours faithfully,

For and on behalf of  
Ka Shing Management Consultant Limited

  
Mr. W. H. Lee

Environmental Team Leader

cc Acuity Sustainability Consulting Limited  
China State Joint Venture

Mr. Law  
Ms. Marian Kong

By email: Law.Law@aurecongroup.com  
By email: malai.kong@cohl.com

# **Architectural Services Department**

**FEP-01/510/2016 – Police Facilities in Kong Nga Po**

**Programme No. 279LP  
Provision of Environmental Team  
consultancy for Design and  
Construction of Kong Nga Po  
Police Training Facilities**

**Quarterly Environmental Monitoring and Audit Report  
for  
October to December 2023  
(Version 4.0)**

**REMARKS:**

The information supplied and contained within this report is, to the best of our knowledge, correct at the time of printing.

Ka Shing accepts no responsibility for changes made to this report by third parties.

**Ka Shing Management Consultancy Ltd. [www.ka-shign.net](http://www.ka-shign.net)**

Unit 2, 13/F Kai Yue Commercial Building, 2C Argyle St,

Mong Kok, Kowloon

# Table of Contents

	Page No.
<b>EXECUTIVE SUMMARY</b>	
Introduction	4
Summary of Construction Works undertaken during the Reporting Quarter	4
Environmental Monitoring and Audit Works	4-5
Air Quality	5
Construction Noise	5
Ecological Monitoring	5
Environmental Non-Compliance	5
Environmental Complaint	5
Notification of Summons and Successful Prosecutions	5
Future Key Issues	5-6
<b>1 INTRODUCTION</b>	
Purpose of the report	7
Structure of the report	7
<b>2 PROJECT INFORMATION</b>	
Background	8
Project Organization	8-9
Summary of Construction Works Undertaken During Reporting Quarter	9
Status of Environmental Licences, Notifications and Permits	9-10
Summary of EM&A Requirement	10
<b>3 ENVIRONMENTAL MONITORING AND AUDIT REQUIREMENT</b>	
Monitoring Parameters and Monitoring Locations	11-12
Monitoring Methodology and Calibration Details	12
Environmental Quality Performance Limits (Action and Limit Levels)	12
Landscape and visual	12
Ecology Monitoring	12-13
Site Audit Summary	13
Environmental Mitigation Measures	13
Status of Waste Management	13
<b>4 MONITORING RESULTS</b>	14
Weather Conditions	14
Air Quality	14
Construction Noise	14-15
Ecological Monitoring	15

<b>5 ENVIRONMENTAL SITE INSPECTION</b>	
Site Audits	16
Implementation Status of Environmental Mitigation Measures	16
Solid and Liquid Waste Management Status	16
<b>6 NON-COMPLIANCE (EXCEEDANCES) OF THE ENVIRONMENTAL QUALITY PERFORMANCE LIMITS (ACTION AND LIMIT LEVELS)</b>	
Summary of Exceedances	17
Summary of Environmental Non-Compliance	17
Summary of Environmental Complaint	17
Summary of Environmental Summon and Successful Prosecution	17
<b>7 FUTURE KEY ISSUES</b>	
Key Issues in the Coming Three Months	18-19
<b>8 CONCLUSIONS AND RECOMMENDATIONS</b>	
Conclusions	20
Recommendations	20-22

#### **LIST OF TABLES**

Table I	Summary Table for Events Recorded in the Reporting Quarter
Table 2.1	Key Contacts of the Project
Table 2.2	Status of Environmental Licences, Notifications and Permits
Table 3.1	Location for Air Quality Monitoring Stations
Table 3.2	Impact Air Quality Monitoring Monitoring Parameters, Frequency and Duration
Table 3.3	Location of Noise Monitoring Stations
Table 3.4	Noise Monitoring Parameters, Duration and Frequency
Table 4.1	Summary of 1-hour TSP Monitoring Result in Reporting Quarter
Table 4.2	Summary of Noise Monitoring Result in Reporting Quarter

#### **LIST OF FIGURES**

Figure 1	Site Layout Plan
Figure 2	Location of Air Quality Monitoring Station
Figure 3	Location of Noise Monitoring Station

#### **LIST OF APPENDICES**

Appendix A	Action and Limit Levels
Appendix B	1-hour TSP Monitoring Graphical Presentation
Appendix C	Noise Monitoring Graphical Presentation
Appendix D	Event Action Plans
Appendix E	Summary of Exceedance

Appendix F	Environmental Mitigation Implementation Schedule (EMIS)
Appendix G	Site Audit Summary
Appendix H	Waste Generation in the Reporting Period
Appendix I	Complaint Log
Appendix J	Summary of Successful Prosecution

---

## EXECUTIVE SUMMARY

### Introduction

1. This is the 3rd Quarterly Environmental Monitoring and Audit (EM&A) Report for the Project of Police Facilities in Kong Nga Po under Environmental Permit No. FEP-01/510/2016. This report was prepared by Ka Shing Management Consultancy Ltd. (Ka Shing) under “Service Contract Quotation No. PMB202/8480/2022/A01/A Provision of Environmental Team consultancy for Design and Construction of Kong Nga Po Police Training Facilities” (hereinafter called the “Service Contract”). This report documents the findings of Environmental Monitoring and Audit (EM&A) work conducted from October to December 2023.
2. During the reporting quarterly, the following Works Contracts were undertaken for the Project of Police Facilities in Kong Nga Po under Environmental Permit No. FEP-01/510/2016:
  - Contract No. SSK509 - Design and Construction of Kong Nga Po Police Training Facilities

### Summary of Construction Works undertaken during the Reporting Quarter

3. The major site activities undertaken in the reporting quarter included:
  - Open cut excavation
  - Plate load test
  - Laying blinding layer
  - Removal of soil
  - Ground Investigation
  - Pre-bored socketed-H Piling
  - Construction of footings
  - Mock-up construction

### Environmental Monitoring and Audit Works

4. Environmental monitoring for the Project was performed in accordance with the EM&A Manual and the monitoring results were checked and reviewed. Site Inspections/Audits were conducted once per week. The implementation of the environmental mitigation measures, Event Action Plans and environmental complaint handling procedures were also checked.
5. Summary of the environmental exceedances of the reporting quarter for the Project is tabulated in **Table I**.



**Table I Summary Table for Events Recorded in the Reporting Quarter**

Environmental Monitoring	Parameter	No. of Non-Project related Exceedances		No. of Exceedance related to the Construction Works of the Contract		Action Taken
		Action Level	Limit Level	Action Level	Limit Level	
Air Quality	1-hr TSP	0	0	0	0	N/A
Noise	L <sub>eq</sub> (30min)	0	0	0	0	N/A

**Air Quality**

6. All construction air quality monitoring was conducted as scheduled in the reporting quarter. No Action/Limit Level exceedance was recorded in the reporting quarter.

**Construction Noise**

7. All Construction noise monitoring was conducted as scheduled in the reporting quarter. No Action/Limit Level exceedance was recorded in the reporting quarter.

**Ecological Monitoring**

8. All ecological monitoring was conducted as scheduled in the reporting quarter. The ecological monitoring photo records and results were shown in the relevant Monthly EM&A Reports.

**Environmental Non-Compliance**

9. No environmental non-compliance was recorded in the reporting quarter.

**Environmental Complaint**

10. One environmental complaint was received in the reporting quarter. The Complaint Log is presented in **Appendix I**.

**Notification of Summons and Successful Prosecutions**

11. No notification of summons or successful environmental prosecutions was received in the reporting quarter.

**Future Key Issues**

12. The major site activities for the coming three months include:
- Open cut excavation
  - Removal of soil
  - Construction of footings
  - Construction of pile cap
  - Mock up construction
  - U.U. Lead in and Pipe Duct Connection

13. Potential environmental impacts arising from the above construction activities are mainly associated with construction dust, noise, water quality and waste management. The anticipated major impacts from the construction works and corresponding recommended mitigation measures are detailed in **Appendix G** of Site Audit Summary.

## 1 INTRODUCTION

1.1 Ka Shing Management Consultancy Ltd. (Ka Shing) was commissioned by the Architectural Services Department (ASD) as the Environmental Team to undertake the Environmental Monitoring and Audit (EM&A) works for the Project of Police Facilities in Kong Nga Po under Environmental Permit No. FEP-01/510/2016 to ensure that the environmental performance of the Works Contracts comply with the requirements specified in the Environmental Permits (EPs), Environmental Impact Assessment (EIA) Report and Environmental Monitoring & Audit (EM&A) Manual of the Police Facilities in Kong Nga Po Project and other relevant statutory requirements.

### Purpose of the report

1.2 This is the 3rd Quarterly EM&A Report which summarises the impact monitoring results and audit findings for the EM&A programme during the reporting period from October to December 2023.

### Structure of the report

1.3 The structure of the report is as follows:

Section 1: **Introduction** - purpose and structure of the report.

Section 2: **Project Information** – summarises background and scope of the Project, site description, project organisation and contact details, construction programme, the construction works undertaken and the status of Environmental Permits/Licences during the reporting period.

Section 3: **Environmental Monitoring and Audit Requirement** – summarises monitoring location and parameters, monitoring programmes, monitoring frequencies, Action and Limit Levels, Event / Action Plans, and Site Audit inspection.

Section 4: **Monitoring Result** – summarises the monitoring results in the reporting quarter.

Section 5: **Environmental Site Inspection** – summarises the audit findings of the weekly site inspections undertaken within the reporting period.

Section 6: **Non-Compliance of the Environmental Quality Performance Limits (Action and Limit)** – summarises any monitoring exceedance, environmental complaints, environmental summons and successful prosecutions within the reporting period.

Section 7: **Future Key Issues** – summarises the impact forecast and monitoring schedule for the next three months.

Section 8: **Conclusions and Recommendations**

## 2 PROJECT INFORMATION

### Background

- 2.1 The Project mainly includes construction and operation of various police facilities. The police facilities include:
- (i) a helipad;
  - (ii) two firing ranges; and
  - (iii) other facilities, associated infrastructure & utilities, etc.
- 2.2 The Project is a Designated Project under the Environmental Impact Assessment Ordinance (EIAO). An Environmental Impact Assessment (EIA) Report (Report No.: AEIAR-201/2016) for the Project was approved under EIAO in October 2016 in accordance with the EIA Study Brief (No. ESB-276/2014) and the Technical Memorandum on Environmental Impact Assessment Process (EIAO-TM). The corresponding Environmental Permit was issued (EP no.: FEP-01/510/2016) by the Director of Environmental Protection (DEP).
- 2.3 According to an approved Environmental Monitoring and Audit (EM&A) Manual, an air quality and noise monitoring programme is recommended during the construction phases of the Project to monitor the expected dust and noise nuisances. Baseline air quality and noise monitoring were conducted by previous ET (Wellab Limited) from 14th March 2020 to 2nd April 2020 to establish the background conditions of the designated sensitive receivers prior to the commencement of the Project's construction works.
- 2.4 The site layout plan for the Project is shown in **Figure 1**.

### Project Organization

- 2.5 Different parties with different levels of involvement in the Project organization under EP no.: FEP-01/510/2016 include:
- Project Proponent – Architectural Services Department (ArchSD)
  - Contractor– China State JV
  - Environmental Team (ET) – Ka Shing Management Consultancy Ltd.
  - Independent Environmental Checker (IEC) – Acuity Sustainability Consulting Limited
- 2.6 The key personnel contact names and numbers under Quotation No. PMB202/8480/2022/A01/A and the other contact names and numbers under ArchSD Contract No. SSK509 are summarised in Table 2.1.

Table 2.1 Key Contacts of the Project

Party	Role	Contact Person	Phone No.	Fax No.
Architectural Services Department	Project Proponent	Mr. Vincent Kwok	2867 3939	3542 5223
Contractor (China State JV)	Site Agent	Mr. Kelvin Chan	6272 8828	2866 6325
	Senior Environmental Officer	Ms. Marian Kong	6174 9735	2866 6325
Ka Shing Management Consultancy Ltd.	ETL	Mr. W.H. Lee	2618 2166	2120 7752
Acuity Sustainability Consulting Limited	IEC	Ir. Y.H. Law	2698 6833	2698 9383

### Summary of Construction Works Undertaken During Reporting Quarter

2.7 The major site activities undertaken in the reporting quarterly included:

- Open cut excavation
- Plate load test
- Laying blinding layer
- Removal of soil
- Ground Investigation
- Pre-bored socketed-H Piling
- Construction of footings
- Mock-up construction

### Status of Environmental Licences, Notifications and Permits

2.8 A summary of the relevant permits, licences, and/or notifications on environmental protection for this Project is presented in Table 2.2

Table 2.2 Status of Environmental Licences, Notifications and Permits

Permit / Licence No.	Valid Period		Status
	From	To	
<b>Further Environmental Permit (FEP)</b>			
FEP-01/510/2016	N/A	N/A	Valid
<b>Construction Noise Permit (CNP)</b>			
GW-RN0992-23	23-09-2023	19-12-2023	Valid
GW-RN1337-23	20-12-2023	19-03-2024	Valid
<b>Notification pursuant to Air Pollution Control (Construction Dust) Regulation</b>			
EPD Ref no.: 487864	N/A	N/A	N/A
<b>Billing Account for Construction Waste Disposal</b>			
Account No. 7046289	18-01-2023	N/A	Valid
<b>Registration of Chemical Waste Producer</b>			

WPN5213-641-C4770-01	18-01-2023	N/A	Valid
<b>Effluent Discharge Licence under Water Pollution Control Ordinance</b>			
WT00043663-2023	21-04-2023	30-04-2028	Valid

### Summary of EM&A Requirement

2.9 The EM&A programme requires construction noise monitoring, air quality monitoring, ecological monitoring and environmental site audits. The EM&A requirements are described in the following sections, including:

- All monitoring parameters;
- Action and Limit levels for all environmental parameters;
- Event / Action Plans;
- Environmental mitigation measures, as recommended in the Project EIA study final report;  
and
- Environmental requirements in contract documents.

### 3 ENVIRONMENTAL MONITORING AND AUDIT REQUIREMENT

#### Monitoring Parameters and Monitoring Locations

##### *Air Quality Monitoring*

3.1 In accordance with the EM&A Manual, impact 1-hour TSP monitoring was conducted to monitor the air quality for the Works Contracts. The locations of the monitoring stations are shown in **Figure 2**. **Table 3.1** describes the location of the air quality monitoring stations.

**Table 3.1 Location for Air Quality Monitoring Stations**

Monitoring Station	Location of Measurement
AM1	Village House, Kong Nga Po
AM2	Village House, Kong Nga Po

3.2 **Table 3.2** summarises the monitoring parameters and frequencies of impact air quality monitoring during the Works Contracts activities.

**Table 3.2 Impact Air Quality Monitoring Parameters, Frequency and Duration**

Parameters	Frequency
1-hr TSP	Three times/ 6 days

##### *Noise Monitoring*

3.3 In accordance with the EM&A Manual, construction noise monitoring were conducted to monitor the construction noise arising from the construction activities. The locations of the monitoring stations are shown in **Figure 3**. **Table 3.3** describes the location of the noise monitoring stations.

**Table 3.3 Location of Noise Monitoring Stations**

Monitoring Station	Location of Measurement
NM9	Village House, Kong Nga Po
NM10	Village House, Kong Nga Po
NM11	Village House, Kong Nga Po
NM12	Village House, Kong Nga Po
NM13	Village House, Kong Nga Po
NM14	Village House, near Man Kam To Road

3.4 **Table 3.4** summarises the monitoring parameters and frequencies of construction noise monitoring during the Works Contracts activities.

**Table 3.4 Noise Monitoring Parameters, Duration and Frequency**

Monitoring Stations	Parameter	Duration	Frequency	Measurement
NM9	L10(30 min.) dB(A) <sup>[2]</sup>	0700-1900 hrs on normal weekdays	Once per week	Free field <sup>[1]</sup>
NM10				Free field <sup>[1]</sup>
NM11	L90(30 min.) dB(A) <sup>[2]</sup>			Façade
NM12				Façade
NM13	Leq(30 min.) dB(A) <sup>[2]</sup> (as six consecutive Leq, 5min readings)			Free field <sup>[1]</sup>
NM14				Free field <sup>[1]</sup>

Remarks:

[1]: Correction of +3dB (A) for Free-field Measurement.

[2]: A-weighted equivalent continuous sound pressure level (Leq). It is the constant noise level which, under a given situation and time period, contains the same acoustic energy as the actual time-varying noise level.

L10 is the level exceeded for 10% of the time. For 10% of the time, the sound or noise has a sound pressure level above L10.

L90 is the level exceeded for 90% of the time. For 90% of the time, the noise level is above this level.

### Monitoring Methodology and Calibration Details

3.5 Monitoring works/equipment were conducted/calibrated regularly in accordance with the Project Specific EM&A Manual. Copies of calibration certificates were attached in the relevant Monthly EM&A Reports.

### Environmental Quality Performance Limits (Action and Limit Levels)

3.6 The environmental quality performance limit i.e. Action and Limit Levels were derived from the baseline monitoring results. Should the measured environmental quality parameters exceed the Action/Limit Levels, the respective action plans would be implemented. The Action/Limit Levels for each environmental parameter are given in **Appendix A**.

### Landscape and visual

3.7 Bi-weekly inspection of the implementation of landscape and visual mitigation measures was conducted during weekly site audit. Most of the necessary mitigation measures have been implemented and recommended follow-up actions have been discharged by the Contractor. Details of the audit findings and implementation status are summarized in **Appendix F** and **Appendix G**.

### Ecology Monitoring

3.8 Ecology monitoring was carried out on a monthly basis to monitor the timely implementation of proper environmental management practices and mitigation measures for the retained and transplanted individuals of flora species of conservation interest. Proper erection and



maintenance of the temporary protective fence enclosing the individuals was inspected for the effectiveness. The ecological monitoring photo records and result could refer to the relevant Monthly EM&A Reports.

#### **Site Audit Summary**

3.9 Site audit were carried out on a weekly basis to monitor and audit the timely implementation of proper environmental management practices and mitigation measure of this Project. The observations and recommendations made during the reporting period are summarized in **Appendix G**.

#### **Environmental Mitigation Measures**

3.10 Relevant mitigation measures as recommended in the project EIA report have been stipulated in the Project EM&A Manual for the Contractor to implement. A summary of the Environmental Mitigation Implementation Schedule (EMIS) is given in **Appendix F**.

#### **Status of Waste Management**

3.11 The amount of wastes generated by the major site activities of this Project during the reporting quarter is shown in **Appendix H**.

## 4 MONITORING RESULTS

### Weather Conditions

4.1 The detail of weather conditions for each individual monitoring session could be referred to monthly EM&A reports.

### Air Quality

#### *1-hr TSP Monitoring*

4.2 All construction air quality monitoring was conducted as scheduled during the reporting quarter.

4.3 No Action/Limit Level exceedance was recorded in this reporting quarter. A summary of exceedance is attached in **Appendix E**.

4.4 **Table 4.1** summarizes the air quality monitoring results which were extracted from the monthly reports for this Project. The graphical presentation of the air quality monitoring results is shown in **Appendix B**.

**Table 4.1 Summary of 1-hour TSP Monitoring Result in Reporting Quarter**

Reporting Months	Air Quality Monitoring Station	Average $\mu\text{g}/\text{m}^3$	Range $\mu\text{g}/\text{m}^3$	Action Level $\mu\text{g}/\text{m}^3$	Limit Level $\mu\text{g}/\text{m}^3$
Oct-23	AM1	59	45 – 71	308	500
	AM2	73	61 – 82	311	
Nov-23	AM1	71	60 – 91	308	
	AM2	74	64 – 80	311	
Dec-23	AM1	54	35 – 69	308	
	AM2	79	59 – 95	311	

### Construction Noise

4.5 All construction noise monitoring was conducted as scheduled in the reporting quarter.

4.6 No Action Level exceedance was recorded in this reporting month. No Limit Level exceedance was recorded. A summary of exceedance is attached in **Appendix E**.

4.7 **Table 4.2** summarizes the noise monitoring results which were extracted from the monthly reports for this Project. The graphical presentations of the construction noise monitoring results are shown in **Appendix C**.

**Table 4.2 Summary of Noise Monitoring Result in Reporting Quarter Remarks:**

Reporting Months	Noise Quality Monitoring Station	Average	Range	Baseline Level dB(A)	Limit Level, dB(A)
		L <sub>eq</sub> (30 min), dB(A)	L <sub>eq</sub> (30 min), dB(A)		
Oct-23	NM9	57.9	54.5 – 61.9	55.9	75
	NM10	52.5	50.2 – 57.1	52.8	
	NM11	46.7	42.8 – 49.0	46.4	
	NM12	49.2	46.9 – 50.9	54.7	
	NM13	56.0	53.8 – 58.9	61.3	
	NM14	46.7	43.7 – 49.4	59.6	
Nov-23	NM9	56.6	46.1 – 60.7	55.9	
	NM10	56.6	51.5 – 62.1	52.8	
	NM11	48.5	46.4 – 51.2	46.4	
	NM12	49.4	41.8 – 61.9	54.7	
	NM13	55.9	53.3 – 57.9	61.3	
	NM14	46.3	45.3 – 48.0	59.6	
Dec-23	NM9	57.2	55.4 – 58.3	55.9	
	NM10	51.3	50.0 – 52.7	52.8	
	NM11	45.8	42.8 – 47.6	46.4	
	NM12	46.1	42.2 – 50.1	54.7	
	NM13	53.1	52.6 – 53.7	61.3	
	NM14	43.4	42.4 – 44.0	59.6	

### Ecological Monitoring

- 4.8 Monthly monitoring of flora species of conservation interest were conducted by ET as scheduled in the reporting quarter. No construction activity and equipment storage were observed within the receptor site. Temporary protective fences were found properly erected and maintained for the transplanted species.
- 4.9 According to approved transplantation proposal, the post-transplantation monitoring for transplanted *Brainea insignis* and *Spiranthes sinensis* was conducted by Contractor post-transplantation monitoring on transplanted *Brainea insignis* and *Spiranthes sinensis* was conducted once per month by the Contractor under Contract No. SSK509 from October to December 2023 during the reporting period.
- 4.10 The contractor provided maintenance works including watering, use of mulch and weeding to allow healthy growth of the transplanted species. The post-transplantation monitoring records were submitted to ET and IEC for review and were included in the relevant monthly EM&A Reports for record keeping.

## 5 ENVIRONMENTAL SITE INSPECTION

### Site Audits

- 5.1 Site audits were carried out by ET on weekly basis in the reporting quarter to monitor the timely implementation of proper environmental management practices and mitigation measures on the project site. No non-conformance was identified and the observation and recommendations made in each individual site audit session in the reporting period are summarized in **Appendix G**.

### Implementation Status of Environmental Mitigation Measures

- 5.2 According to the EIA Report, Environmental Permit and the EM&A Manual of the Project, the mitigation measures detailed in the documents are recommended to be implemented during the construction phase. An updated summary of the Environmental Mitigation Implementation Schedule (EMIS) is provided in **Appendix F**.

### Solid and Liquid Waste Management Status

- 5.3 In accordance with the EM&A Manual, waste management was audited during weekly site audit to determine if wastes are being managed in accordance with the Waste Management Plan (WMP) prepared for the Project and the relevant legislative and contractual requirements. Waste management practice including waste handling, storage, transportation and disposal were audited.
- 5.4 The Contractor is advised to minimize the wastes generated through the recycling or reusing. All mitigation measures stipulated in the EM&A Manual and waste management plans shall be fully implemented. The status of implementation of waste management and reduction measures are summarised in **Appendix F**.
- 5.5 Waste generated from this Project includes inert C&D materials and non-inert C&D materials. Non-inert C&D materials are made up of general refuse and waste that cannot be reused or recycled and has to be disposed of at the designated landfill sites. The amount of wastes generated by the construction works of the Project during the reporting quarter is shown in **Appendix H**.

---

## **6 NON-COMPLIANCE (EXCEEDANCES) OF THE ENVIRONMENTAL QUALITY PERFORMANCE LIMITS (ACTION AND LIMIT LEVELS)**

### **Summary of Exceedances**

- 6.1 Environmental monitoring works were performed in the reporting quarter and all monitoring results were checked and reviewed. A summary of exceedance is attached in Appendix E.
- 6.2 No exceedance of Action/Limit Levels of air quality and construction noise was recorded in the reporting quarter.
- 6.3 No Action Level exceedance for noise monitoring was recorded. No exceedance of Limit Level of construction noise was recorded in the reporting quarter.

### **Summary of Environmental Non-Compliance**

- 6.4 No environmental non-compliance was recorded in the reporting quarter. The observations and recommendations made in each individual site audit session were presented in **Appendix G**.

### **Summary of Environmental Complaint**

- 6.5 One complaint related to water quality was received in the reporting month. No complaints related to air quality. The Cumulative Complaint Log since the commencement of the Project is attached in **Appendix I**.

### **Summary of Environmental Summon and Successful Prosecution**

- 6.6 There was no successful environmental prosecution or notification of summons received in the reporting quarter. The Cumulative Log for environmental summon and successful prosecution since the commencement of the Project is presented in **Appendix J**.

---

## 7 FUTURE KEY ISSUES

### Key Issues in the Coming Three Months

- 7.1 The major construction activities undertaken in the coming three months will include:
- Open cut excavation
  - Removal of soil
  - Construction of footings
  - Construction of pile cap
  - Mock up construction
  - U.U. Lead in and Pipe Duct Connection
- 7.2 Potential environmental impacts arising from the above construction activities are mainly associated with construction dust, noise, water quality, waste management and ecology. The proactive Environmental Protection Proforma summarizing the major site activities, potential environmental impacts and recommended mitigation measures for the coming months could refer to relevant Monthly EM&A Report.
- 7.3 Dust can be generated during construction works and exposed site area in the summer months and windy weather in the upcoming dry season. To prevent high dust concentrations during the summer months, the Contractor should pay attention on the air quality mitigation measures as far as practicable to minimise the dust impact to the villages which are located adjacent to the Project works. The Contractor was also reminded to follow the Project Implementation Schedule in approved EIA report / EM&A Manual to implement appropriate dust control to reduce dust emissions from heavy construction activities (including ground excavation, earth moving, etc.) at all active works area exposed site surfaces and unpaved roads, particularly during dry weather and covering 80% of stockpiling area by impervious sheets and spraying all dusty material with water immediately prior to any loading transfer operations to keep the dusty materials wet during material handling at the stockpile areas as well as the relevant dust control practices as stipulated in the Air Pollution Control (Construction Dust) Regulation so that no adverse dust impact arising from the Project works site.
- 7.4 In addition, construction noise is also one of the key environmental issues during construction of the Project. Noise mitigation measures such as using quiet plants and noise barriers should be in place, where applicable. In addition, the Contractor was reminded to frequently check and maintain the acoustic materials wrapped on noisy part of PME and ensure no gaps between noise barriers; proactively identify any potential construction noise impact to NSRs and provide sufficient mitigation measures if necessary; and provide notification to nearby villagers in Kong Nga Po for potential noisy works at works area.

- 7.5 All other mitigation measures recommended in the Project Implementation Schedule in approved EIA report / EM&A Manual should be properly implemented and maintained as far as practicable.

## 8 CONCLUSIONS AND RECOMMENDATIONS

### Conclusions

8.1 This Quarterly EM&A Report presents the EM&A work undertaken from October to December 2023 in accordance with EM&A Manual.

8.2 Environmental monitoring and audit works were performed in the reporting quarter and all monitoring results were checked and reviewed.

#### Air Quality Monitoring

8.3 Air Quality monitoring was conducted as scheduled in the reporting quarter. No Action/Limit Level exceedance was recorded.

#### Construction Noise Monitoring

8.4 Construction Noise monitoring was conducted as scheduled in the reporting quarter. No Limit Level exceedance was recorded. No exceedance of Limit Level of construction noise was recorded in the reporting quarter

#### Environmental Site inspections

8.5 Environmental site inspections were conducted as weekly basis in the reporting quarter. No environmental non-compliance was recorded.

#### Environmental Complaint and Successful Prosecution

8.6 One complaint related to water quality was received in the reporting month. No complaints related to air quality. No notification of summons or successful prosecutions was received in the reporting quarter.

### Recommendations

8.7 The mitigation measures recommended in the EIA report and EM&A Manual are considered effective and efficient in minimizing environmental impacts due to construction of the project during the reporting quarter. The EM&A programme implemented by the ET has effectively monitored the environmental impacts arising from the construction activities and ensure the proper implementation of mitigation measures.

8.8 The effectiveness and efficiency of the EM&A programme will be continuously reviewed. The EM&A programme will be improved if deficiencies of the existing EM&A programme are identified.

8.9 According to the environmental audits performed in the reporting quarter, the following recommendations were provided to remediate any potential impacts due to the Project:



*Air Quality Impact*

- To maintain the cover for stockpile of dusty materials and exposed slope for dust suppression;
- To enhance the dust suppression measures including watering for the dust generation works, exposed site area and haul road;
- To regular check the valid NRMM labels are properly displayed on the regulated machines and non-road vehicles; and
- To maintain the wheel washing facilities provided at every construction site exit where practicable are functioning properly.

*Construction Noise Impact*

- To keep inspect the noise sources inside the site;
- To keep space out noisy equipment and position the equipment as far away as possible from sensitive receivers; and
- To maintain temporary noise barriers for operations of noisy equipment near the noise sensitive receivers, if necessary.

*Water Impact*

- To maintain the cover for open stockpile of and exposed slope;
- To keep reviewing and updating temporary drainage system;
- To maintain the earth bunds or sand bag barriers on site to direct stormwater to silt removal facilities;
- To maintain and ensure the silt removal facilities are functioning properly;
- To maintain the wheel washing facilities provided at every construction site exit where practicable are functioning properly; and
- To divert the muddy water at the retention pond to the wetsep for treatment before discharging out.

*Waste/Chemical Management*

- To check for any accumulation of waste materials or rubbish on site;
- To avoid any discharge or accidental spillage of chemical waste or oil directly from the site;
- To maintain the drip tray well to prevent oil and chemical leakage; and
- To avoid improper handling, storage and dispose of oil drums or chemical containers on site.

*Ecology*

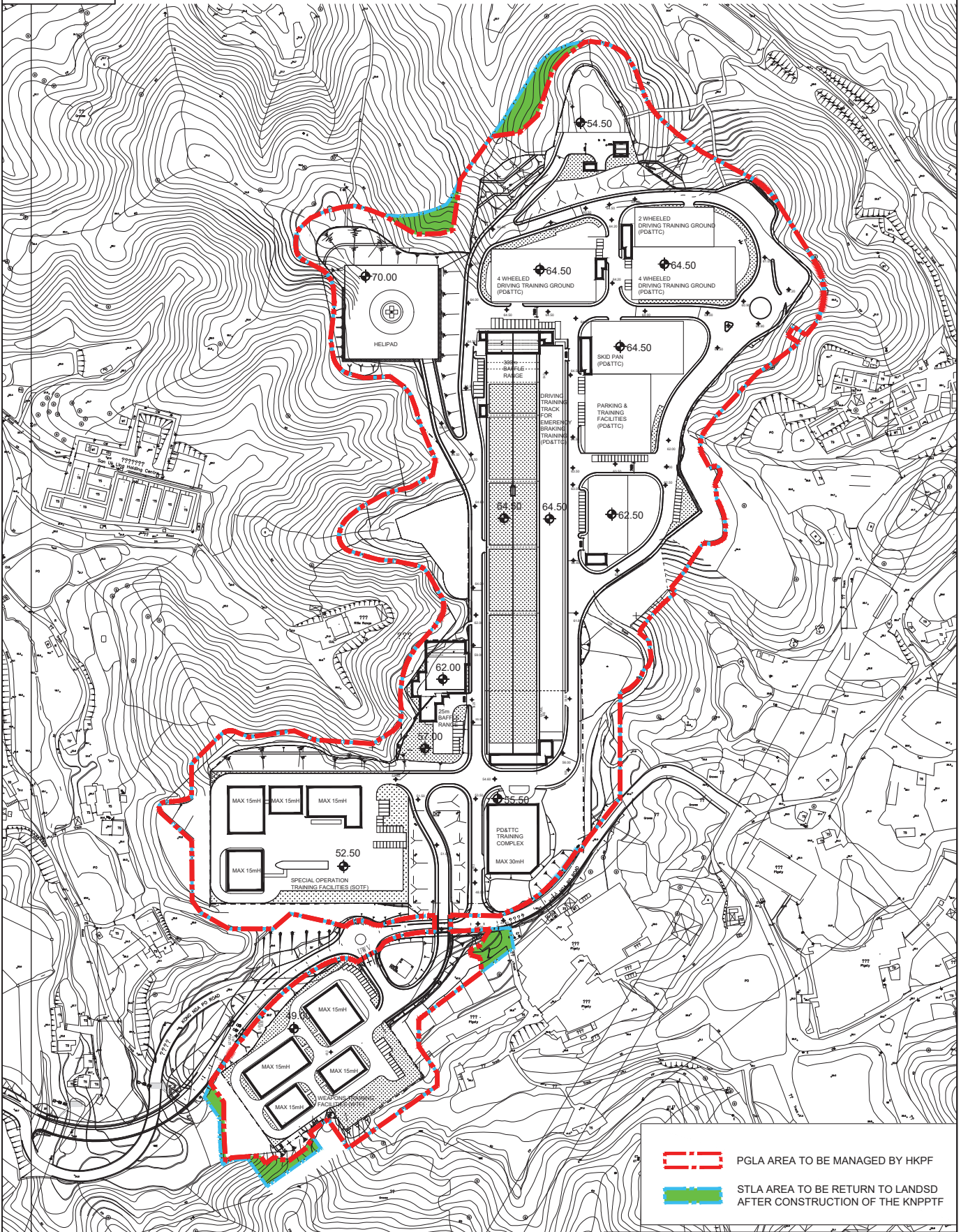
- To erect and maintain the protection fence around the retained trees / conservation species;
- To keep the tree protection zone large enough to protect the tress; and

- To remove the construction materials within the tree protection zone.

*Landscape and Visual*

- To erect and maintain the protection fencing and tree protection zone around the preserved trees;
- To remove the construction materials within the tree protection zone; and
- To keep the tree protection zone large enough to protect the trees.

**FIGURE(S)**



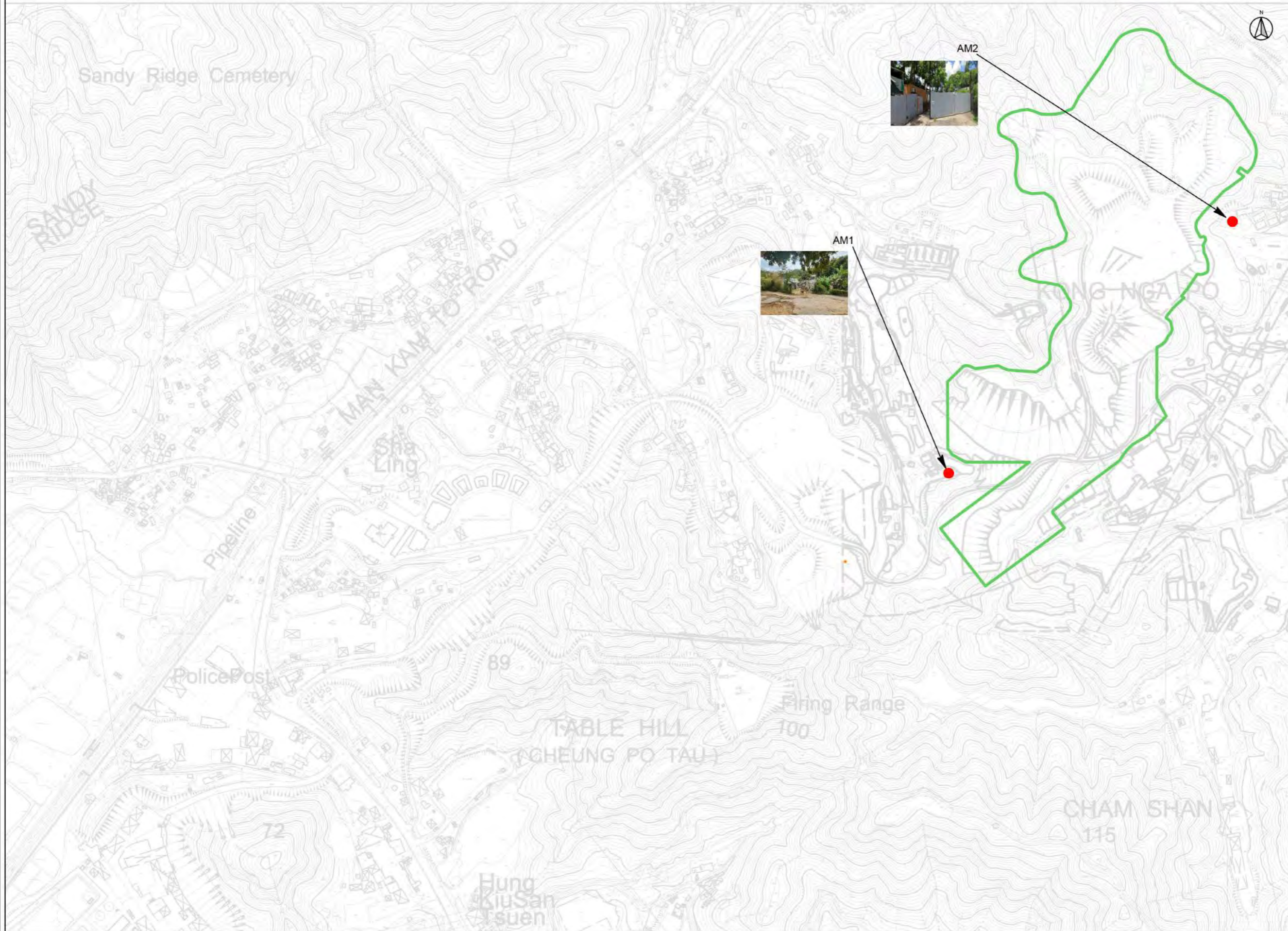
- PGLA AREA TO BE MANAGED BY HKPF
- STLA AREA TO BE RETURN TO LANDSD AFTER CONSTRUCTION OF THE KNPTF



<b>MASTER LAYOUT PLAN</b>	<b>PROJECT CODE: 3279LP</b> <b>PROPOSED MLP FOR KONG NGA PO TRAINING FACILITIES</b>	DRAWING NO. PMB/8480/XA001	SCALE: 1:400	<b>ARCHITECTURAL SERVICES DEPARTMENT</b> 建築署
			DATE: AUGUST 2021	



Figure 2 Location of Air Quality Monitoring Stations



KEY PLAN  
SCALE: 1:50000

- LEGENDS:
- KONG NGA PO SITE BOUNDARY
  - AIR QUALITY MONITORING STATIONS

AIR QUALITY MONITORING STATIONS	
ID	Description
AM1	Village House, Kong Nga Po
AM2	Village House, Kong Nga Po

CLIENT  
**建築署**  
Architectural Services Department

Environmental Team  
**嘉誠管理顧問有限公司**  
Ka Shing Management Consultancy Ltd  
www.ka-shing.net

This drawing is for the sole purpose of explaining design and construction intent only. No part of this drawing or its related or implied information should supersede local and/or statutory code, regulation or requirement, including but not limited to any supplier and/or manufacturer recommendations. Ka Shing Management Consultancy Ltd accepts no responsibility for compliance checking which should be done by suitably qualified and authorized local design institutes in all cases.

KA SHING MANAGEMENT CONSULTANCY LTD  
Unit 2, 13/F Kai Yue Commercial Building, 2C Argyle St, Mong Kok, Kowloon  
Tel: +852 2616 2166 Fax: +852 2120 7752  
Email: info@ka-shing.net

Rev.	Description	Date
2	SECOND ISSUE	03/2023
1	FIRST ISSUE	03/2023

Project Title  
PROVISION OF ENVIRONMENTAL TEAM CONSULTANCY FOR DESIGN AND CONSTRUCTION OF KONG NGA PO POLICE TRAINING FACILITIES

Drawing Title  
KONG NGA PO ROAD AIR QUALITY MONITORING STATIONS

Drawing Status	
Project Ref.	File Ref.
Drawn by JC	Checked by RH
Scale 1:40000	Paper Size A3
Date	Revision

Drawing Number  
KASHING-KNPR-DWG-002



Figure 3 Location of Noise Monitoring Stations



**KEY PLAN**  
SCALE: 1:50000

**LEGENDS**  
 KONG NAG PO SITE BOUNDARY  
 NOISE MONITORING STATIONS

NOISE MONITORING STATIONS	
ID	Description
NM9	Village House, Kong Nga Po
NM10	Village House, Kong Nga Po
NM11	Village House, Kong Nga Po
NM12	Village House, Kong Nga Po
NM13	Village House, Kong Nga Po
NM14	Village House, near Man Kam To Road

**CLIENT**  
 Architectural Services Department

**Environmental Team**  
 嘉誠管理顧問有限公司  
 www.ka-shing.net

This drawing is for the sole purpose of explaining design and construction intent only. No part of this drawing or its related or implied information should supersede local and/or statutory code, regulation or requirement, including but not limited to any supplier and/or manufacturer recommendations. Ka Shing Management Consultancy Ltd accepts no responsibility for compliance checking which should be done by suitably qualified and authorized local design institutes in all cases.

KA SHING MANAGEMENT CONSULTANCY LTD  
 Unit 2, 13/F Kai Yue Commercial Building, 20 Argyle St, Mong Kok, Kowloon  
 Tel: +852 2818 2166 Fax: +852 2120 7752  
 Email: info@ka-shing.net

Rev.	Description	Date
2	SECOND ISSUE	03/2023
1	FIRST ISSUE	03/2023

**Project Title**  
 PROVISION OF ENVIRONMENTAL TEAM CONSULTANCY FOR DESIGN AND CONSTRUCTION OF KONG NGA PO POLICE TRAINING FACILITIES

**Drawing Title**  
 KONG NGA PO ROAD NOISE MONITORING STATION

Drawing Status	
Project Ref.	File Ref.
Drawn by JC	Checked by RH
Scale 1:40000	Paper Size A3
Date	Revision

**Drawing Number**  
 KASHING-KNPR-DWG-003



---

---

**APPENDIX A  
ACTION AND LIMIT LEVELS**

---

---

## Appendix A - Action and Limit Levels

Table A-1 Action and Limit Levels for 1-hour TSP

Monitoring station	Action Level (ug/m3)	Limit Level (ug/m3)
AM1	308	500
AM2	311	

TableA-2 Action and Limit Levels for Construction Noise

Time Period	Action Level	Limit Level (dB(A))
0700-1900 hours on normal weekdays	When one documented complaint is received	75

Noted:

If works are to be carried during restricted hours, the conditions stipulated in the construction noise permit issued by the Noise Control Authority have to be followed



---

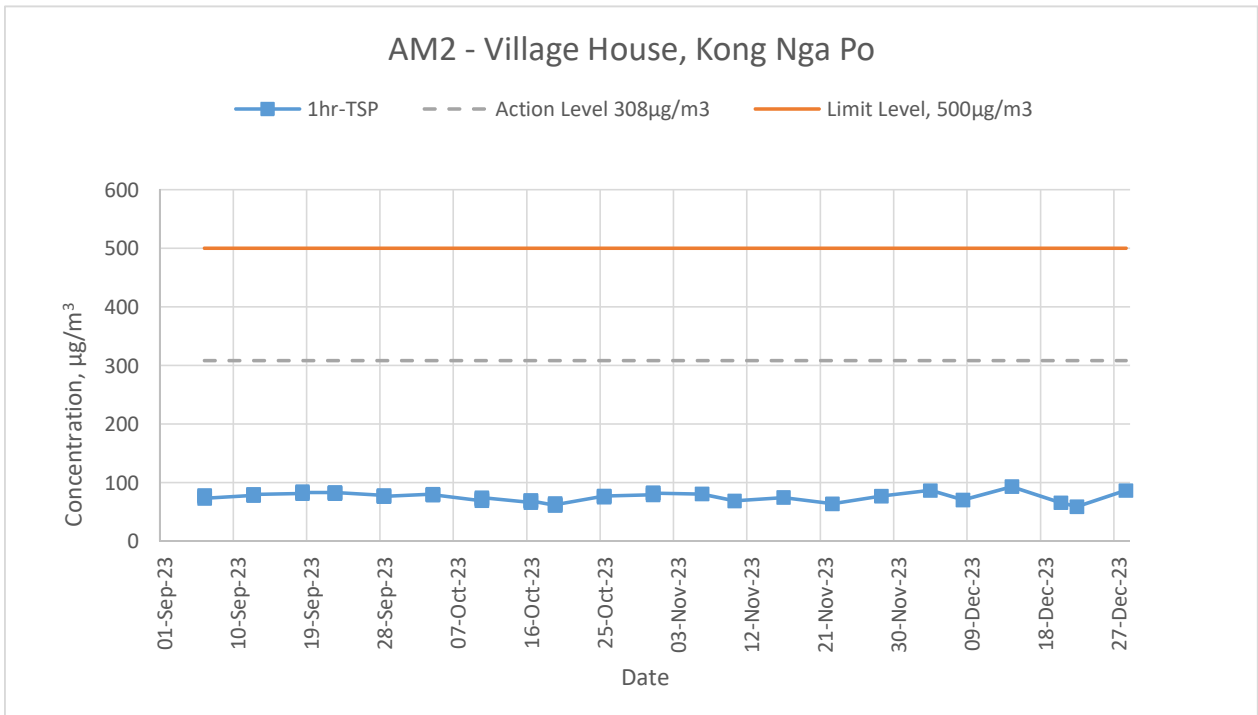
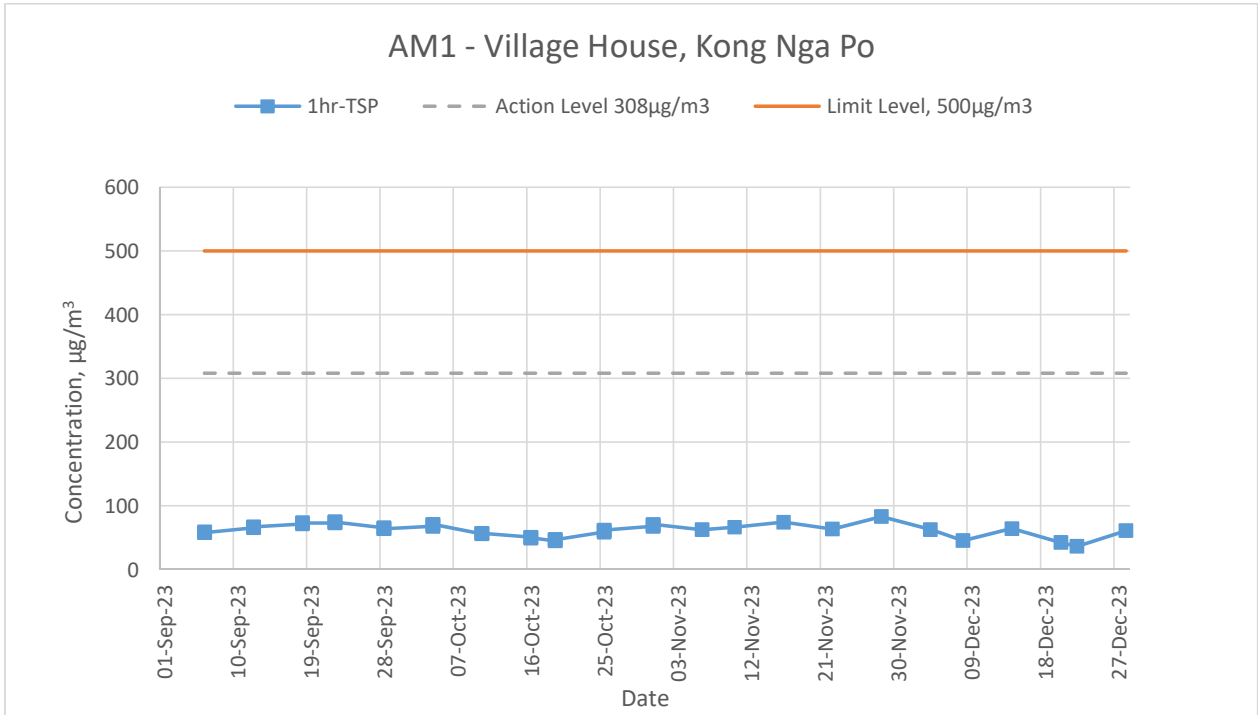
---

**APPENDIX B  
1-HOUR TSP MONITORING  
GRAPHICAL PRESENTATION**

---

---

### 1-hr TSP Concentration Levels



---

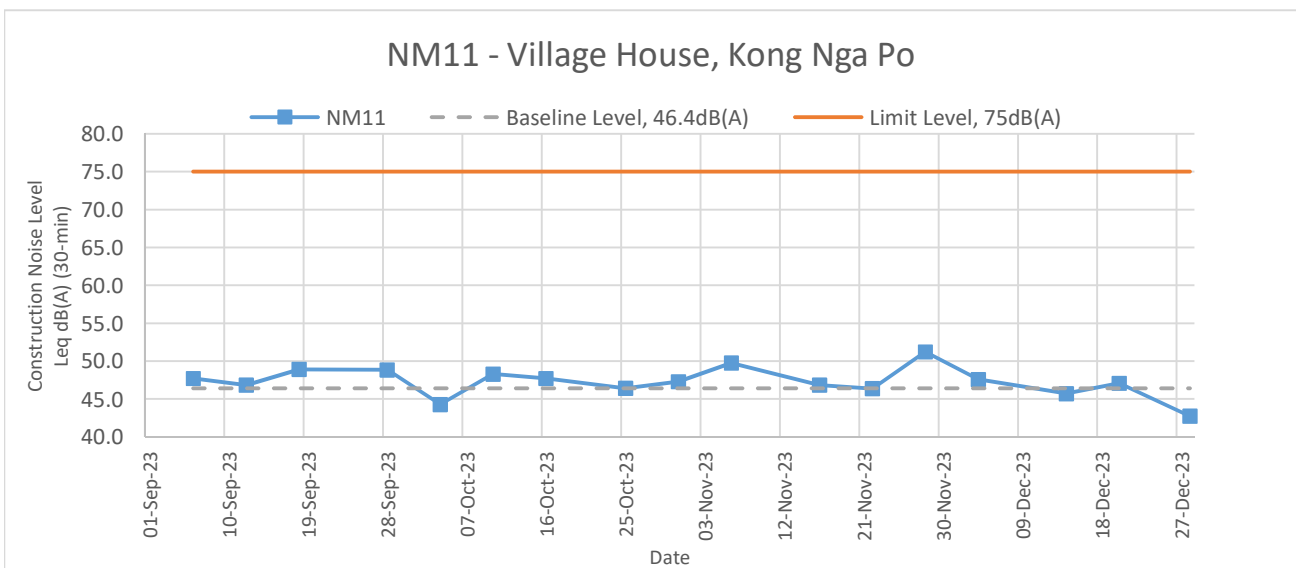
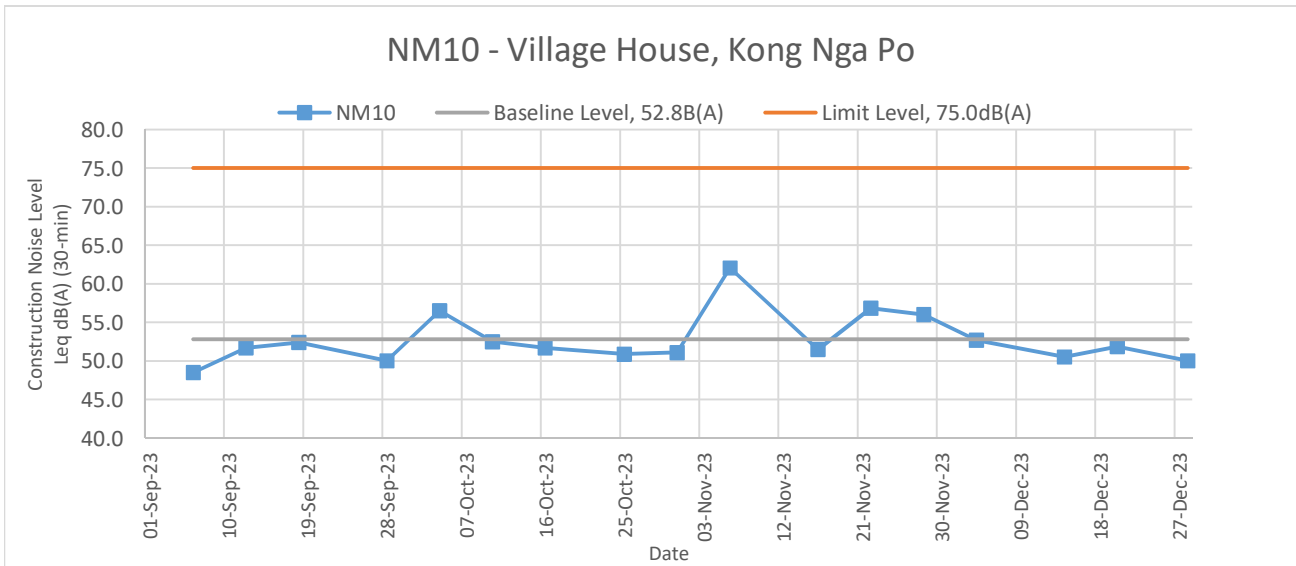
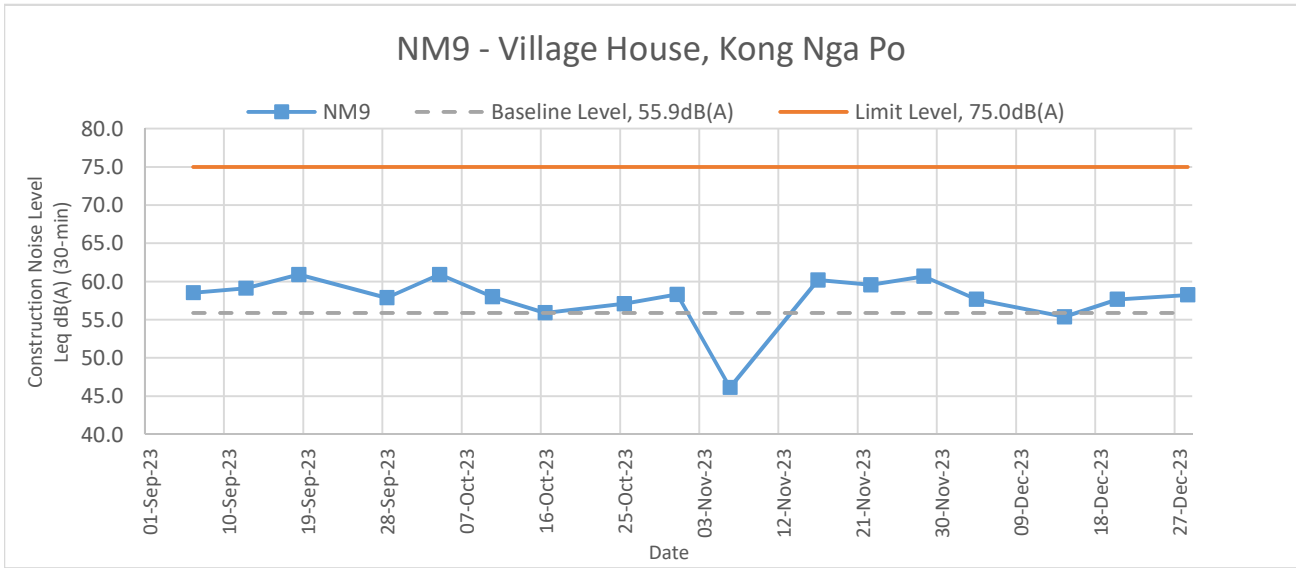
---

**APPENDIX C  
NOISE MONITORING GRAPHICAL  
PRESENTATION**

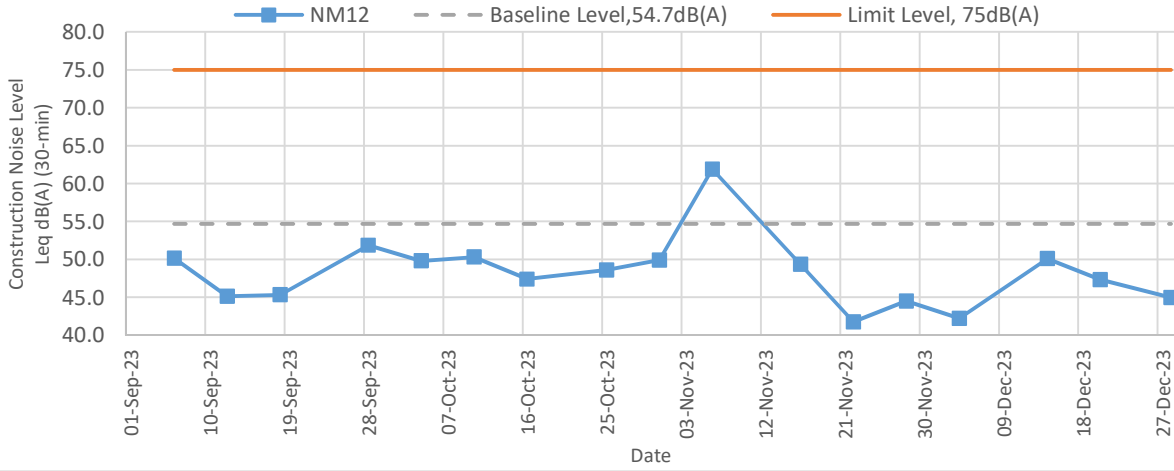
---

---

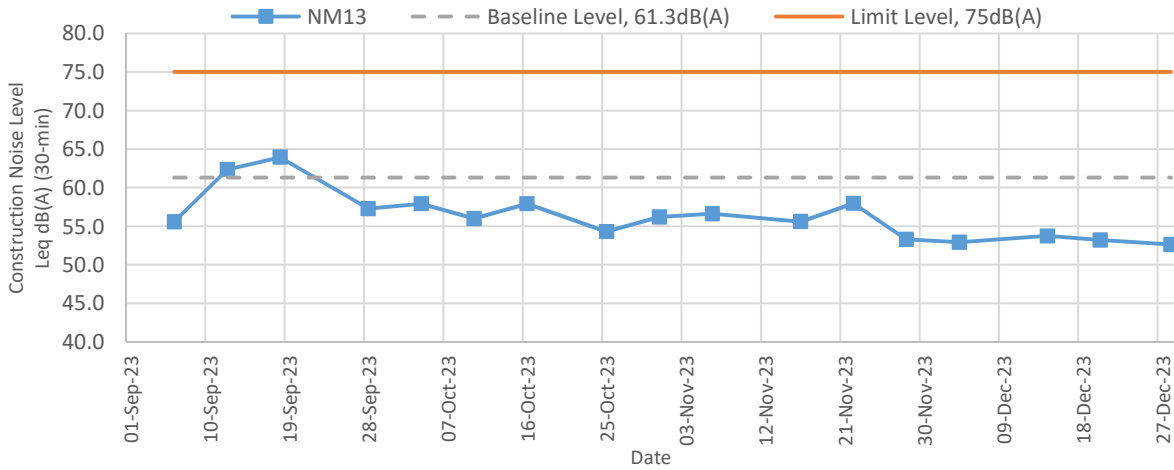
## Noise Levels



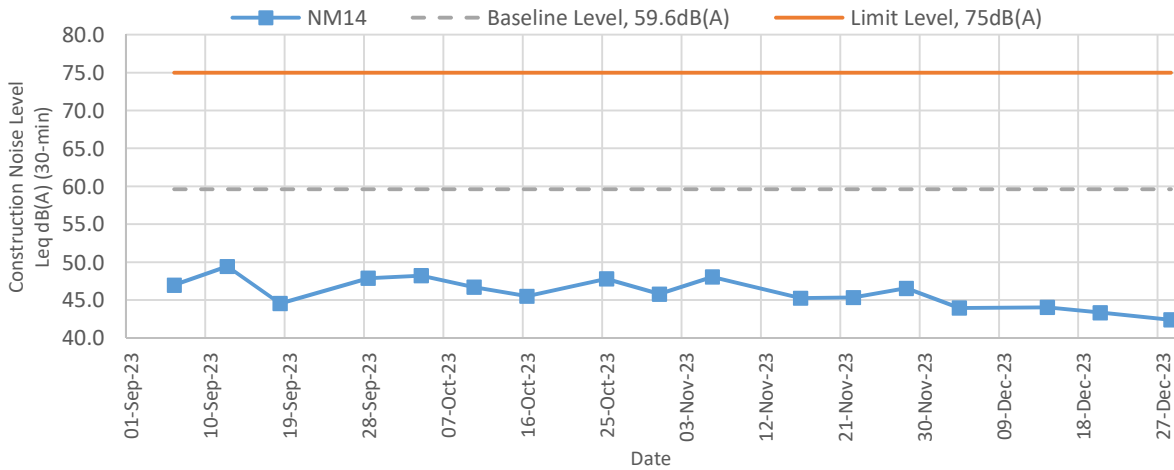
### NM12 - Village House, Kong Nga Po



### NM13 - Village House, Kong Nga Po



### NM14 - Village House, near Man Kam To Road



---

---

**APPENDIX D**  
**EVENT ACTION PLANS**

---

---

**Appendix D:**

**Table D-1: Event / Action Plan for Air Quality**

EVENT	ACTION			
	ET	IEC	PERMIT HOLDER	CONTRACTOR
<b>ACTION LEVEL</b>				
1. Exceedance for one sample	<ol style="list-style-type: none"> <li>1. Identify source, investigate the causes of exceedance and propose remedial measures;</li> <li>2. Inform IEC, ER and Contractor;</li> <li>3. Repeat measurement to confirm finding; and</li> <li>4. Increase monitoring frequency to daily.</li> </ol>	<ol style="list-style-type: none"> <li>1. Check monitoring data submitted by ET;</li> <li>2. Check Contractor's working method.</li> </ol>	<ol style="list-style-type: none"> <li>1. Notify Contractor.</li> </ol>	<ol style="list-style-type: none"> <li>1. Rectify any unacceptable practice;</li> <li>2. Amend working methods if appropriate.</li> </ol>
2. Exceedance for two or more consecutive samples	<ol style="list-style-type: none"> <li>1. Identify source;</li> <li>2. Inform IEC, ER and Contractor;</li> <li>3. Advise the WKCDA on the effectiveness of the proposed remedial measure;</li> <li>4. Repeat measurements to confirm findings;</li> <li>5. Increase monitoring frequency to daily;</li> <li>6. Discuss with IEC and Contractor on remedial actions required;</li> <li>7. If exceedance continues, arrange meeting with IEC and ER; and</li> </ol>	<ol style="list-style-type: none"> <li>1. Check monitoring data submitted by ET;</li> <li>2. Check Contractor's working method;</li> <li>3. Discuss with ET and Contractor on possible remedial measures;</li> <li>4. Advise the ET on the effectiveness of the proposed remedial measures; and</li> <li>5. Monitor Implementation of remedial measures.</li> </ol>	<ol style="list-style-type: none"> <li>1. Confirm receipt of notification of failure in writing;</li> <li>2. Notify Contractor; and</li> <li>3. Ensure remedial measures properly implemented.</li> </ol>	<ol style="list-style-type: none"> <li>1. Submit proposals for remedial to ER within 3 working days of notification;</li> <li>2. Implement the agreed proposals; and</li> <li>3. Amend proposal if appropriate.</li> </ol>

EVENT	ACTION			
	ET	IEC	PERMIT HOLDER	CONTRACTOR
	8. If exceedance stops, cease additional monitoring.			
<b>LIMIT LEVEL</b>				
1.Exceedance for one sample	<ol style="list-style-type: none"> <li>1. Identify source, investigate the causes of exceedance and propose remedial measures;</li> <li>2. Inform ER, Contractor and EPD;</li> <li>3. Repeat measurement to confirm finding;</li> <li>4. Increase monitoring frequency to daily; and</li> <li>5. Assess effectiveness of Contractor's remedial actions and keep IEC, EPD and the ER informed of the results.</li> </ol>	<ol style="list-style-type: none"> <li>1. Check monitoring data submitted by ET;</li> <li>2. Check Contractor's working method;</li> <li>3. Discuss with ET and Contractor on possible remedial measures;</li> <li>4. Advise the ER on the effectiveness of the proposed remedial measures; and</li> <li>5. Monitor the implementation of remedial measures.</li> </ol>	<ol style="list-style-type: none"> <li>1. Confirm receipt of notification of failure in writing;</li> <li>2. Notify Contractor; and</li> <li>3. Ensure remedial measures properly implemented.</li> </ol>	<ol style="list-style-type: none"> <li>1. Take immediate action to avoid further exceedance;</li> <li>2. Submit proposals for remedial actions to IEC within 3 working days of notification;</li> <li>3. Implement the agreed proposals; and</li> <li>4. Amend proposal if appropriate.</li> </ol>
2.Exceedance for two or more consecutive samples	<ol style="list-style-type: none"> <li>1. Notify IEC, the ER, Contractor and EPD;</li> <li>2. Identify source;</li> <li>3. Repeat measurement to confirm findings;</li> <li>4. Increase monitoring frequency to daily;</li> <li>5. Carry out analysis of Contractor's working procedures to determine</li> </ol>	<ol style="list-style-type: none"> <li>1. Check monitoring data submitted by ET;</li> <li>2. Check Contractor's working method;</li> <li>3. Discuss amongst ER, ET, and Contractor on the potential remedial actions;</li> </ol>	<ol style="list-style-type: none"> <li>1. Confirm receipt of notification of failure in writing;</li> <li>2. Notify Contractor;</li> <li>3. In consultation with IEC, agree with the Contractor on the remedial measures to be implemented;</li> </ol>	<ol style="list-style-type: none"> <li>1. Take immediate action to avoid further exceedance;</li> <li>2. Submit proposals for remedial actions to IEC within 3 working days of notification;</li> <li>3. Implement the agreed proposals;</li> </ol>



EVENT	ACTION			
	ET	IEC	PERMIT HOLDER	CONTRACTOR
	<p>possible mitigation to be implemented;</p> <p>6. Arrange meeting with IEC, and ER to discuss the remedial actions to be taken;</p> <p>7. Assess effectiveness of Contractor's remedial actions and keep IEC, EPD and ER informed of the results; and</p> <p>8. If exceedance stops, cease additional monitoring.</p>	<p>4. Review Contractor's remedial actions whenever necessary to assure their effectiveness and advise the ER accordingly; and</p> <p>5. Monitor implementation of remedial measures.</p>	<p>4. Ensure remedial measures properly implemented; and</p> <p>5. If exceedance continues, consider what portion of the work is responsible and instruct the Contractor to stop that portion of work until the exceedances are abated.</p>	<p>4. Resubmit proposals if problem still not under control; and</p> <p>5. Stop the relevant portion of works as determined by the ER until the exceedance is abated.</p>

Abbreviations: ET – Environmental Team, IEC – Independent Environmental Checker

**Table D-2: Event / Action Plan for Construction Noise**

EVENT	ACTION			
	ET	IEC	PERMIT HOLDER	CONTRACTOR
Action Level	<ol style="list-style-type: none"> <li>1. Notify ER, IEC and Contractor;</li> <li>2. Carry out investigation;</li> <li>3. Report the results of investigation to the IEC, ER and Contractor;</li> <li>4. Discuss with the IEC and Contractor on remedial measures required; and</li> <li>5. Increase monitoring frequency to check mitigation effectiveness.</li> </ol>	<ol style="list-style-type: none"> <li>1. Review the monitoring data submitted by the ET;</li> <li>2. Review the proposed remedial measures by the Contractor and advise ER; and</li> <li>3. Advise the ER on the effectiveness of the proposed remedial measures.</li> </ol>	<ol style="list-style-type: none"> <li>1. Confirm receipt of notification of failure in writing;</li> <li>2. Notify Contractor;</li> <li>3. In consolidation with the IEC, agree with the Contractor on the remedial measure to be implemented: and</li> <li>4. Supervise the implementation of remedial measure.</li> </ol>	<ol style="list-style-type: none"> <li>1. Submit noise mitigation proposals to IEC and ER; and</li> <li>2. Implement noise mitigation proposals.</li> </ol>
Limit Level	<ol style="list-style-type: none"> <li>1. Inform IEC, ER and Contractor and EPD;</li> <li>2. Repeat measurements to confirm findings;</li> <li>3. Increase the monitoring frequency;</li> <li>4. Identify source and investigate the cause of exceedance;</li> <li>5. Carry out analysis of Contractor's working procedures;</li> <li>6. Discuss with the IEC, Contractor and ER on</li> </ol>	<ol style="list-style-type: none"> <li>1. Discuss amongst the ER, ET, and Contractor on the potential remedial actions; and</li> <li>2. Review Contractor's remedial actions whenever necessary to assure their effectiveness and advise the ER accordingly;</li> </ol>	<ol style="list-style-type: none"> <li>1. Confirm receipt of notification of failure in writing;</li> <li>2. Notify the Contractor;</li> <li>3. In consolidation with the IEC, agree with the Contractor on the remedial measures to be implemented;</li> <li>4. Supervise the implementation of remedial measures; and</li> <li>5. If exceedance continues, consider</li> </ol>	<ol style="list-style-type: none"> <li>1. Take immediate action to avoid further exceedance;</li> <li>2. Submit proposals for remedial actions to the IEC and ER within 3 working days of notification;</li> <li>3. Implement the agreed proposals;</li> <li>4. Submit further proposal if problem still not under control; and</li> <li>5. Stop the relevant portion of works as</li> </ol>

EVENT	ACTION			
	ET	IEC	PERMIT HOLDER	CONTRACTOR
	remedial measure required; 7. Assess effectiveness of Contractor's remedial actions and keep IEC, EPD and ER informed of the results; and 8. If exceedance stops, cease additional monitoring.		stopping the Contractor to continue working in that portion of work which causes the exceedance until the exceedance is abated.	determined by the ER until the exceedance is abated.

Abbreviations: ET – Environmental Team, IEC – Independent Environmental Checker

**Table D-3: Event / Action Plan for Landscape and Visual Mitigation Measures**

EVENT	ACTION			
	ET	IEC	PERMIT HOLDER	CONTRACTOR
Non-conformity on one occasion	Identify source. Inform IEC and ER. Discuss remedial actions with IEC, ER and Contractor. Monitor remedial actions until rectification has been completed.	Check report. Check Contractor's working method. Discuss with ET and Contractor on possible remedial measures. Advise ER on effectiveness of proposed remedial measures. Check implementation of remedial measures.	Notify Contractor. Ensure remedial measures are properly implemented	Amend working methods to prevent recurrence of nonconformity. Rectify damage and undertake additional action necessary.
Repeated Nonconformity	Identify source. Inform IEC and ER. Increase monitoring frequency. Discuss remedial actions with IEC, ER and Contractor. Monitor remedial actions until rectification has been completed. If non-conformity stops, cease additional monitoring.	Check monitoring report. Check Contractor's working method. Discuss with ET and Contractor on possible remedial measures. Advise ER on effectiveness of proposed remedial measures. Supervise implementation of remedial measures.	Notify Contractor. Ensure remedial measures are properly implemented.	Amend working methods to prevent recurrence of nonconformity. Rectify damage and undertake additional action necessary.

Abbreviations: ET – Environmental Team, IEC – Independent Environmental Checker

---

---

**APPENDIX E**  
**SUMMARY OF EXCEEDANCE**

---

---

## Appendix E: Exceedance Report

Reporting Quarter: October to December 2023

### (A) Exceedance Report for Air Quality

Environmental Monitoring	Parameter	No. of non-project related Exceedance		No. of Exceedance related to the Construction Activities of this Contract		Cumulative No. of Exceedance recorded
		Action Level	Limit Level	Action Level	Limit Level	
Air Quality	1-hr TSP	0	0	0	0	0

### (B) Exceedance Report for Construction Noise

Environmental Monitoring	Parameter	No. of non-project related Exceedance		No. of Exceedance related to the Construction Activities of this Contract		Cumulative No. of Exceedance recorded
		Action Level	Limit Level	Action Level	Limit Level	
Noise	Leq(30 min.) dB(A)	0	0	0	0	0

---

---

**APPENDIX F  
ENVIRONMENTAL MITIGATION  
IMPLEMENTATION SCHEDULE (EMIS)**

---

---

EIA Ref.	EM&A Ref.	Recommended Mitigation Measures	Objectives of the Recommended Measure & Main Concerns to address	Implementation Agent	Location / Duration of the measure	Implementation Stages <sup>1</sup>			Relevant Legislation & Guidelines
						Des	C	O	
<b>Air Quality Impact – Construction Phase</b>									
3.9.1	2.2	<p><b>Dust Control Measures</b></p> <p>To achieve compliance with the FSP, RSP and TSP criteria during the construction phase, good practices for dust control should be implemented to reduce dust impacts. The dust control measures are detailed as follows:</p> <ul style="list-style-type: none"> <li>▪ Use of regular water spraying (once every 1.25 hours or 8 times per day) to reduce dust emissions from heavy construction activities (including ground excavation, earth moving, etc.) at all active works area exposed site surfaces and unpaved roads, particularly during dry weather.</li> <li>▪ Covering 80% of stockpiling area by impervious sheets and spraying all dusty material with water immediately prior to any loading transfer operations to keep the dusty materials wet during material handling at the stockpile areas</li> </ul> <p>Relevant dust control practices as stipulated in the Air Pollution Control (Construction Dust) Regulation should be adopted:</p> <p>Good Site Management</p> <ul style="list-style-type: none"> <li>▪ Good site management is important to help reduce potential air quality impact down to an acceptable level. As a general guide, the</li> </ul>	Construction Dust	Contractor	Project construction site / Duration of the construction phase / Prior to commencement of operation		✓		EIA Recommendation and Air Pollution Control (Construction Dust) Regulation



EIA Ref.	EM&A Ref.	Recommended Mitigation Measures	Objectives of the Recommended Measure & Main Concerns to address	Implementation Agent	Location / Duration of the measure	Implementation Stages <sup>1</sup>			Relevant Legislation & Guidelines
						Des	C	O	
		<p>Contractor should maintain high standards of housekeeping to prevent emissions of fugitive dust. Loading, unloading, handling and storage of raw materials, wastes or by-products should be carried out in a manner so as to minimise the release of visible dust emission. Any piles of materials accumulated on or around the work areas should be cleaned up regularly. Cleaning, repair and maintenance of all plant facilities within the work areas should be carried out in a manner minimising generation of fugitive dust emissions. The material should be handled properly to prevent fugitive dust emission before cleaning.</p> <p><b>Disturbed Parts of the Roads</b></p> <ul style="list-style-type: none"> <li>▪ Main temporary access points should be paved with concrete, bituminous hardcore materials or metal plates and be kept clear of dusty materials; or</li> <li>▪ Unpaved parts of the road should be sprayed with water or a dust suppression chemical so as to keep the entire road surface wet.</li> </ul> <p><b>Exposed Earth</b></p> <ul style="list-style-type: none"> <li>▪ Exposed earth should be properly treated by compaction, hydroseeding, vegetation planting or seeding with latex, vinyl, bitumen within six months after the last construction activity on the site or part of the site where the exposed earth lies.</li> </ul> <p><b>Loading, Unloading or Transfer of Dusty Materials</b></p> <ul style="list-style-type: none"> <li>▪ All dusty materials should be sprayed with water immediately prior to any loading or transfer operation so as to keep the dusty material wet.</li> </ul>							

EIA Ref.	EM&A Ref.	Recommended Mitigation Measures	Objectives of the Recommended Measure & Main Concerns to address	Implementation Agent	Location / Duration of the measure	Implementation Stages <sup>1</sup>			Relevant Legislation & Guidelines
						Des	C	O	
		<p>Debris Handling</p> <ul style="list-style-type: none"> <li>▪ Any debris should be covered entirely by impervious sheeting or stored in a debris collection area sheltered on the top and the three sides.</li> <li>▪ Before debris is dumped into a chute, water should be sprayed onto the debris so that it remains wet when it is dumped.</li> </ul> <p>Transport of Dusty Materials</p> <ul style="list-style-type: none"> <li>▪ Vehicles used for transporting dusty materials/spoils should be covered with tarpaulin or similar material. The cover should extend over the edges of the sides and tailboards.</li> </ul> <p>Wheel washing</p> <ul style="list-style-type: none"> <li>▪ Vehicle wheel washing facilities should be provided at each construction site exit. Immediately before leaving the construction site, every vehicle should be washed to remove any dusty materials from its body and wheels.</li> </ul> <p>Use of vehicles</p> <ul style="list-style-type: none"> <li>▪ The speed of the trucks within the site should be controlled to about 10 km/hour in order to reduce adverse dust impacts and secure the safe movement around the site.</li> <li>▪ Immediately before leaving the construction site, every vehicle should be washed to remove any dusty materials from its body and wheels.</li> <li>▪ Where a vehicle leaving the construction site is carrying a load of dusty materials, the load should be covered entirely by clean impervious sheeting to ensure that the dusty materials do not leak from the vehicle.</li> </ul>							

EIA Ref.	EM&A Ref.	Recommended Mitigation Measures	Objectives of the Recommended Measure & Main Concerns to address	Implementation Agent	Location / Duration of the measure	Implementation Stages <sup>1</sup>			Relevant Legislation & Guidelines
						Des	C	O	
		<p>Site hoarding</p> <ul style="list-style-type: none"> <li>Where a site boundary adjoins a road, street, service lane or other area accessible to the public, hoarding of not less than 2.4m high from ground level should be provided along the entire length of that portion of the site boundary except for a site entrance or exit</li> </ul>							
<b>Air Quality Impact – Operation Phase</b>									
3.7.4	-	<p><b>Control Measures of proposed firing ranges</b></p> <ul style="list-style-type: none"> <li>Bullet containment systems such as backstops of soft materials (e.g. timber baffles) and sand traps behind bullet targets are proposed to be installed to collect bullets from gunshots, which would reduce lead dust and dust in general.</li> <li>Monitoring and adjusting of soil pH or runoff control measures may be required to ensure no lead migration occurs. Alternatively, the use of lead-free primers mixture for firearms or air pistols would eradicate lead dust emissions completely.</li> <li>A solid fence wall (at least 2.4m to 3.5m high) with a backstop of soft material (of a density of at least 20kg/m<sup>2</sup>) will also be erected around the boundary of the firing ranges.</li> </ul>	Proposed Firing Range	Hong Kong Police Force	Duration of the operation phase			✓	N/A
<b>Noise Impact – Construction Phase</b>									
4.4.6	3.2	<p><b>Good Site Practice</b></p> <p>Good site practice and noise management can significantly reduce the impact of construction site activities on nearby NSRs. The following package of measures should be followed during each phase of construction:</p> <ul style="list-style-type: none"> <li>only well-maintained plant to be operated on-site and plant should be serviced regularly during the construction works;</li> <li>machines and plant that may be in intermittent use to be shut down between work periods or should be throttled down to a minimum;</li> </ul>	Maintain good site practice to minimise / avoid construction noise impact	Contractor	Within the Project site / During construction phase / Prior to commencement of operation.		✓		EIAO and Noise Control Ordinance

EIA Ref.	EM&A Ref.	Recommended Mitigation Measures	Objectives of the Recommended Measure & Main Concerns to address	Implementation Agent	Location / Duration of the measure	Implementation Stages <sup>1</sup>			Relevant Legislation & Guidelines
						Des	C	O	
		<ul style="list-style-type: none"> <li>plant known to emit noise strongly in one direction, should, where possible, be orientated to direct noise away from the NSRs;</li> <li>mobile plant should be sited as far away from NSRs as possible; and</li> <li>material stockpiles and other structures to be effectively utilised, where practicable, to screen noise from on-site construction activities.</li> </ul>							
4.4.6	3.2	<b>Adoption of QPME</b> QPME should be adopted as far as applicable.	Minimise / avoid construction noise impacts to the surrounding NSRs	Contractor	Within the Project site / During construction phase / Prior to commencement of operation.		✓		EIAO and Noise Control Ordinance
4.4.6	3.2	<b>Use of Movable Noise Barriers</b> Movable noise barriers should be placed along the active works area and mobile plants to block the direct line of sight between PME and the NSRs.	Minimise / avoid construction noise impacts to the surrounding NSRs	Contractor	Within the Project site / During construction phase / Prior to commencement of operation.		✓		EIAO and Noise Control Ordinance
4.4.6	3.2	<b>Use of Noise Enclosure/ Acoustic Shed</b> Noise enclosure or acoustic shed should be used to cover stationary PME such as air compressor and generator.	Minimise / avoid construction noise impacts to the surrounding NSRs	Contractor	Within the Project site / During construction phase / Prior to commencement of operation.		✓		EIAO and Noise Control Ordinance
4.4.6	3.2	<b>Use of Noise Insulating Fabric</b> Noise insulating fabric can also be adopted for certain PME (e.g. pilling machine etc.).	Minimise / avoid construction noise impacts to the surrounding NSRs	Contractor	Within the Project site / During construction phase / Prior to commencement of operation.		✓		EIAO and Noise Control Ordinance
<b>Noise Impact – Operation Phase</b>									
4.6.6	3.3	<b>Fixed Noise Source</b> At least 2.5m height perimeter wall / boundary wall at the Project site and 5m height 4-side walls at Ma Tso Lung Firing Range will be installed.	Minimise / avoid fixed noise source impacts to the surrounding NSRs	Design Architect / Contractor	Within the Project site / During construction phase / Prior to commencement of operation.		✓		EIAO and Noise Control Ordinance
4.6.6	3.3	<b>Fixed Noise Source</b> Specification of the maximum allowable sound	Minimise / avoid fixed noise source impacts to	Design Architect / Contractor	Within the Project site / During operation phase			✓	EIAO and Noise Control

EIA Ref.	EM&A Ref.	Recommended Mitigation Measures	Objectives of the Recommended Measure & Main Concerns to address	Implementation Agent	Location / Duration of the measure	Implementation Stages <sup>1</sup>			Relevant Legislation & Guidelines
						Des	C	O	
		<p>power levels of the proposed fixed plants should be followed.</p> <p>The following noise reduction measures should be considered as far as practicable during operation:</p> <ul style="list-style-type: none"> <li>▪ Install sand bullet trap, sound absorption materials and baffle system at the planned firing ranges;</li> <li>▪ Choose quieter plant such as those which have been effectively silenced;</li> <li>▪ Include noise levels specification when ordering new plant (including chillier and E/M equipment);</li> <li>▪ Locate fixed plant/louvre away from any NSRs as far as practicable;</li> <li>▪ Locate fixed plant in walled plant rooms or in specially designed enclosures;</li> <li>▪ Locate noisy machines in a completely separate building;</li> <li>▪ Install direct noise mitigation measures including silencers, acoustic louvres and acoustic enclosure where necessary; and</li> <li>▪ Develop and implement a regularly scheduled plant maintenance programme so that equipment is properly operated and serviced in order to maintain a controlled level of noise.</li> </ul>	the surrounding NSRs		/ Throughout operation phase				Ordinance
4.7.4	3.3	<p><b>Helicopter Noise</b></p> <p>At least 2.5m height perimeter wall / boundary wall at the Project site will be installed.</p>	Minimise / avoid helicopter noise impacts to the surrounding NSRs	Design Architect / Contractor	Within the Project site / During construction phase / Prior to commencement of operation.		✓		EIAO and Noise Control Ordinance
4.7.4	3.3	<p><b>Helicopter Noise</b></p> <p>Only one helicopter will be allowed in hovering, approaching or taking-off while another helicopter should be idling on ground.</p>	Minimise / avoid helicopter noise impacts to the surrounding NSRs	GFS	Helipad operation/ Operation Period			✓	EIAO and Noise Control Ordinance
4.7.4	3.3	<p><b>Helicopter Noise</b></p> <p>The helicopter will be in approaching or taking-off within the restricted ranges of approach/take-off flight paths and adopting steeper approach / departure (take-off) angles.</p>	Minimise / avoid helicopter noise impacts to the surrounding NSRs	GFS	Helipad operation/ Operation Period			✓	EIAO and Noise Control Ordinance

EIA Ref.	EM&A Ref.	Recommended Mitigation Measures	Objectives of the Recommended Measure & Main Concerns to address	Implementation Agent	Location / Duration of the measure	Implementation Stages <sup>1</sup>			Relevant Legislation & Guidelines
						Des	C	O	
<b>Water Quality Impact – Construction Phase</b>									
5.6.1.1	4.2	<p><b>General Construction Activities</b></p> <p>The following measures should be implemented:</p> <ul style="list-style-type: none"> <li>▪ Construction waste, debris and refuse generated on-site should be stored or contained appropriately to prevent them entering nearby watercourses or blocking stormwater drains.</li> <li>▪ Regular off-site removal of these materials should be maintained to minimise the volume of waste present on the construction site at any one time.</li> <li>▪ Stockpiles of construction materials such as cement and excavated material should be covered when not in use to reduce the potential for water pollution.</li> </ul>	Maintain good site practices to avoid pollution of water courses	Contractor	Within the Project site / During construction phase		✓		Water Pollution Control Ordinance (Cap. 358), ProPECC Note PN 1/94
5.6.1.2	4.2	<p><b>Construction Site Runoff</b></p> <p>The site practices outlined in ProPECC Note PN 1/94 should be followed as far as practicable in order to minimise surface runoff and the chance of erosion. The following measures are recommended:</p> <ul style="list-style-type: none"> <li>▪ Temporary site drainage facilities are to be designed and implemented by the Contractor prior to commencement of construction to convey surface runoff to storm drains applying adequately designed silt/ sand removal traps and sediment basins.</li> <li>▪ Perimeter cut-off drains shall be installed in advance of any earthworks and site formation work to convey site runoff from the works areas to the silt removal facilities.</li> <li>▪ Runoff into the excavation areas during rainstorm events shall be minimised as far as practicable. Any wastewater pumped out of the excavation areas shall be treated to remove suspended solids prior to discharge.</li> <li>▪ Maintenance and inspection of the drainage system and sediment removal facilities should</li> </ul>	Minimise / control construction site runoff to avoid pollution of water courses	Contractor	Within the Project site / During construction phase		✓		Water Pollution Control Ordinance (Cap. 358), ProPECC Note PN 1/94

EIA Ref.	EM&A Ref.	Recommended Mitigation Measures	Objectives of the Recommended Measure & Main Concerns to address	Implementation Agent	Location / Duration of the measure	Implementation Stages <sup>1</sup>			Relevant Legislation & Guidelines
						Des	C	O	
		<p>be carried out regularly to remove any sediment and blockages, especially when rainstorms are forecast.</p> <ul style="list-style-type: none"> <li>▪ Final surface levels should be compacted and final surface protections installed to prevent erosion caused by rainstorms.</li> <li>▪ Open stockpiles of material should be covered on site with waterproof layers such as tarpaulin to reduce the potential for sediment laden runoff entering the drainage system.</li> <li>▪ The wheels of all vehicles and plant should be cleaned before leaving the works areas to remove sediment, soil and debris from the tracks. The washwater should be treated to remove any suspended sediment.</li> <li>▪ Surface water from concrete batching areas and the rest of the site should be separated as far as possible. Wastewater from any concrete batching plant (if required) shall be treated to the required standards including pH adjustment and settlement of suspended sediments before discharging to stormwater drains.</li> <li>▪ Manholes (including those constructed as part of the Project) should be adequately covered and temporarily sealed at all times to prevent silt, construction materials or debris from entering the drainage system, and to prevent storm runoff from entering foul sewers. The discharge of surface runoff into foul sewers should be prevented so as not to overload the sewerage system.</li> </ul> <p>Discharges should be collected by the temporary drainage system installed by the Contractor and treated on-site to remove sediment prior to discharge to the off-site drainage areas. The Contractor is required to obtain a discharge licence from EPD under the WPCO for all discharges from site with all discharges meeting the water quality requirements of the Technical</p>							

EIA Ref.	EM&A Ref.	Recommended Mitigation Measures	Objectives of the Recommended Measure & Main Concerns to address	Implementation Agent	Location / Duration of the measure	Implementation Stages <sup>1</sup>			Relevant Legislation & Guidelines
						Des	C	O	
		Memorandum on Standards for Effluents Discharged into Drainage and Sewerage Systems, Inland and Coastal Waters (TM-DSS).							
5.6.1.3	4.2	<p><b>Accidental Spillage of Chemicals</b></p> <p>In accordance with the Waste Disposal (Chemical Waste) (General) Regulation (Cap 354C), the following measures should be implemented:</p> <ul style="list-style-type: none"> <li>▪ The labelling and storage of chemicals should be in accordance with the Code of Practice on the Packaging, Labelling and Storage of Chemical Wastes and maintained at all times by the Contractor.</li> <li>▪ Oils and fuels should only be stored in designated areas which have appropriate pollution prevention control facilities such as oil and grease traps.</li> <li>▪ The maintenance of vehicles should only be undertaken in areas of the site served by appropriate pollution prevention control facilities.</li> <li>▪ To prevent the spillage of fuels and solvents to nearby stormwater drains, all fuel tanks and storage areas should be locked and sited on sealed areas of the site, within bunded areas with a capacity equal to 110% of the storage capacity of the largest container. The bund should be kept free of surface water at all times and after each rainfall event.</li> </ul>	Prevent accidental discharge of chemicals into the surrounding environment	Contractor	Within the Project site / During construction phase		✓		Code of Practice on the Packaging Labelling and Storage of Chemical Wastes; Waste Disposal (Chemical Waste) (General) Regulation (Cap 354C)
5.6.1.4	4.2	<p><b>Sewage from Construction Workforce</b></p> <p>Portable toilets should be available throughout the construction phase and regularly maintained, collected and disposed by a licensed waste collector to a public sewage treatment works for suitable treatment.</p>	Prevent discharge of sewage into the surrounding environment	Contractor	Within the Project site / During construction phase		✓		Water Pollution Control Ordinance (Cap. 358), ProPECC Note PN 1/94
5.6.1.5	4.2	<p><b>Construction Works in Close Proximity to Inland Watercourses</b></p> <p>Mitigation measures such as such as temporary diversions of existing drainage culverts/ watercourses before construction commences and</p>	Minimise/ control construction site discharges to avoid pollution of nearby watercourses	Contractor	Within the Project site / During construction phase		✓		Water Pollution Control Ordinance (Cap. 358), ProPECC Note PN 1/94,



EIA Ref.	EM&A Ref.	Recommended Mitigation Measures	Objectives of the Recommended Measure & Main Concerns to address	Implementation Agent	Location / Duration of the measure	Implementation Stages <sup>1</sup>			Relevant Legislation & Guidelines
						Des	C	O	
		<p>during construction should be implemented, in addition to those listed in ProPECC Note PN1/94 <i>Construction Site Drainage</i> and ETWB TC (Works) No. 5/2005 <i>Protection of Natural Streams/ rivers from Adverse Impacts Arising from Construction Works</i>. Measures include the following:</p> <ul style="list-style-type: none"> <li>▪ Stockpiling of construction materials and spoil, should be properly covered and located away from any natural stream/river.</li> <li>▪ Construction works close to the inland waters should be carried out in dry season as far as practicable where the flow in the surface channel or stream is low.</li> <li>▪ Removal of existing vegetation alongside the riverbanks should be avoided or minimised. When disturbance to vegetation is unavoidable, all disturbed areas should be hydroseeded or planted with suitable vegetation to blend in with the natural environment upon completion of works.</li> </ul>							ETWB TC (Works) No. 5/2005
<b>Water Quality Impact – Operation Phase</b>									
5.6.2.1	4.2	<p><b>Stormwater Runoff</b></p> <p>In accordance with Drainage Services Department's Stormwater Drainage Manual, the following measures should be implemented:</p> <ul style="list-style-type: none"> <li>▪ Silt removal facilities should be implemented to reduce the potential for suspended solids and heavy metal contaminants from vehicles.</li> <li>▪ Petrol interceptors should be installed in areas with the potential to generate runoff contaminated with petrol and grease to capture pollutants from vehicles and their maintenance, especially in 'first flush' rainfall events.</li> <li>▪ Regular maintenance of these facilities particularly at the onset of and after each major rainstorm event will ensure the impacts on downstream river water quality are</li> </ul>	Prevent pollution of water courses due to stormwater runoff	Design Consultant/ Future site operator	During design and operation phase	✓		✓	Water Pollution Control Ordinance (Cap. 358), Stormwater Drainage Manual

EIA Ref.	EM&A Ref.	Recommended Mitigation Measures	Objectives of the Recommended Measure & Main Concerns to address	Implementation Agent	Location / Duration of the measure	Implementation Stages <sup>1</sup>			Relevant Legislation & Guidelines
						Des	C	O	
		minimised.							
5.6.2.2	4.2	<p><b>Accidental Spillage of Chemicals, Oils and Fuels</b></p> <p>In accordance with the Waste Disposal (Chemical Waste) (General) Regulation (Cap 354C), the following measures should be implemented:</p> <ul style="list-style-type: none"> <li>▪ The labelling and storage of chemicals should be in accordance with the Code of Practice on the Packaging, Labelling and Storage of Chemical Wastes maintained at all times.</li> <li>▪ Oils and fuels should only be stored in designated areas which have appropriate pollution prevention control facilities such as oil and grease traps.</li> <li>▪ The maintenance of vehicles should only be undertaken in areas of the site served by appropriate pollution prevention control facilities.</li> <li>▪ To prevent the spillage of fuels and solvents to nearby stormwater drains, all fuel tanks and storage areas should be locked and sited on sealed areas of the site, within bunded areas with a capacity equal to 110% of the storage capacity of the largest container. The bund should be kept free of surface water at all times and after each rainfall event.</li> </ul> <p>For refuelling activities, the following measures should be implemented:</p> <ul style="list-style-type: none"> <li>▪ Refuelling activities at the PD&amp;TTF shall be located in covered areas.</li> <li>▪ No stormwater drainage systems shall be installed in the vicinity of helicopter or vehicle refuelling facilities unless petrol interceptors are implemented with an associated connection to the foul sewerage system.</li> <li>▪ A fuel spill kit shall be located at easily accessible locations to enable any spillages to be cleaned up immediately.</li> </ul>	Prevent accidental discharge of chemicals, oils and fuels into the surrounding environment	Design Consultant/ Future site operator	During design and operation phase	✓		✓	Code of Practice on the Packaging Labelling and Storage of Chemical Wastes; Waste Disposal (Chemical Waste) (General) Regulation (Cap 354C); Water Pollution Control Ordinance (Cap. 358); TM-DSS

EIA Ref.	EM&A Ref.	Recommended Mitigation Measures	Objectives of the Recommended Measure & Main Concerns to address	Implementation Agent	Location / Duration of the measure	Implementation Stages <sup>1</sup>			Relevant Legislation & Guidelines
						Des	C	O	
5.6.2.3	4.2	<b>Runoff generated by the PD&amp;TTF</b> Silt traps and petrol interceptors shall be installed in the drainage system where necessary to minimise the risk of suspended sediment, heavy metals and fuel oil entering downstream watercourses.	Prevent pollution of watercourses	Design Consultant/ Future site operator	During design and operation phase	✓		✓	Water Pollution Control Ordinance (Cap. 358); TM-DSS; Stormwater Drainage Manual
<b>Sewerage and Sewage Treatment Implications – Construction Phase</b>									
N/A									
<b>Sewerage and Sewage Treatment Implications – Design and Operation Phase</b>									
5.6.2.4 / 6.7	-	Liaison with interfacing projects including OWTF2, CE1/2015(DS) and SWHSTW Phase 1A to ensure the communal / public sewerage network and the SWHSTW has adequate capacity to handle the sewage flows generated by the Project.	Ensure adequate capacity of the existing / planned sewerage network	Design Consultant/ CEDD/ EPD/ DSD	During design and operation phase	✓		✓	EIA Recommendation
5.6.2.5 / 6.7	-	To minimise the risk of overflows and emergency discharge of untreated effluents from the on-site SPS of the Project, the following mitigation measures will be implemented: <ul style="list-style-type: none"> <li>▪ The on-site SPS will be equipped with three pumps; 2 duty and 1 standby; and</li> <li>▪ Retention tank with the capacity to store 2 hours of peak sewage flows.</li> </ul>	To minimise the risk of overflows and emergency discharge of untreated effluents from the on-site SPS	Design Consultant/ CEDD	During design and operation phase	✓		✓	EIA Recommendation
6.7	-	Design of twin rising mains connecting to the communal sewer to enable maintenance works to be carried out on one pipeline while the other remains in operation.	Improve the resilience and operability of the sewer pipeline / enable maintenance without disrupting operation	Design Consultant/ CEDD	During design and operation phase	✓		✓	EIA Recommendation
<b>Waste Management Implications – Construction Phase</b>									
7.5.1.1	6.2	<b>Good Site Practice</b> Recommendations for good site practices during the construction activities include: <ul style="list-style-type: none"> <li>▪ Nomination of an approved person, such as a site manager, to be responsible for good site practices, arrangements for collection and effective disposal to an appropriate facility, of all wastes generated at the site</li> </ul>	Implement good site practices to minimise waste generation	Contractor	Project construction site / Throughout construction stage / Until completion of all construction activities		✓		Waste Disposal Ordinance (Cap 354); Waste Disposal (Chemical Wastes) (General) Regulation (Cap

EIA Ref.	EM&A Ref.	Recommended Mitigation Measures	Objectives of the Recommended Measure & Main Concerns to address	Implementation Agent	Location / Duration of the measure	Implementation Stages <sup>1</sup>			Relevant Legislation & Guidelines
						Des	C	O	
		<ul style="list-style-type: none"> <li>▪ Training of site personnel in proper waste management and chemical handling procedures</li> <li>▪ Provision of sufficient waste disposal points and regular collection of waste</li> <li>▪ Appropriate measures to minimise windblown litter and dust/odour during transportation of waste by either covering trucks or by transporting wastes in enclosed containers</li> <li>▪ Stockpiles of C&amp;D materials should be kept covered by impervious sheets to avoid wind-blown dust.</li> <li>▪ All dusty materials including C&amp;D materials should be sprayed with water immediately prior to any loading transfer operation so as to keep the dusty material wet during material handling at the stockpile areas</li> <li>▪ Provision of wheel washing facilities before the trucks leaving the works area so as to minimise dust introduction to public roads</li> <li>▪ Well planned delivery programme for off-site disposal such that adverse environmental impact from transporting the inert or non-inert C&amp;D materials is not anticipated</li> </ul>							354C); and ETWB Technical Circular (Works) No. 19/2005 Environmental Management on Construction Site
7.5.1.2	6.2	<p><b>Waste Reduction Measures</b></p> <p>Good management and control can prevent the generation of a significant amount of waste. Waste reduction is best achieved at the planning and design stage, as well as by ensuring the implementation of good site practices. Recommendations to achieve waste reduction include:</p> <ul style="list-style-type: none"> <li>▪ Sort non-inert C&amp;D materials to recover any recyclable portions</li> <li>▪ Segregation and storage of different types of waste in different containers or skips or stockpiles to enhance reuse or recycling of materials and their proper disposal</li> <li>▪ Encourage collection of recyclable waste such as waste paper and aluminium</li> </ul>	Implement good management and control to minimise waste generation	Contractor	Project construction site / Throughout construction stage / Until completion of all construction activities		✓		Waste Disposal Ordinance (Cap 354)

EIA Ref.	EM&A Ref.	Recommended Mitigation Measures	Objectives of the Recommended Measure & Main Concerns to address	Implementation Agent	Location / Duration of the measure	Implementation Stages <sup>1</sup>			Relevant Legislation & Guidelines
						Des	C	O	
		<p>cans by providing separate labelled bins to enable such waste to be segregated from other general refuse generated by the work force</p> <ul style="list-style-type: none"> <li>▪ Proper site practices to minimise the potential for damage or contamination of inert C&amp;D materials</li> <li>▪ Plan the use of construction materials carefully to minimise amount of waste generated and avoid unnecessary generation of waste</li> </ul>							
7.5.1.3	6.2	<p><b>Inert and Non-inert C&amp;D Materials</b></p> <p>In order to minimise impacts resulting from collection and transportation of inert C&amp;D materials for off-site disposal, the inert C&amp;D materials should be reused on-site as fill material as far as practicable. In addition, inert C&amp;D materials generated from excavation works could be reused as fill materials in local projects that require public fill for reclamation.</p> <p>The surplus inert C&amp;D materials will be disposed of at the Government's PFRFs for beneficial use by other projects in Hong Kong.</p> <p>The C&amp;D materials generated from general site clearance should be sorted on site to segregate any inert materials for reuse or disposal at PFRFs whereas the non-inert materials will be disposed of at the designated landfill site.</p> <p>In order to monitor the disposal of inert and non-inert C&amp;D materials at respectively PFRFs and the designated landfill site, and to control fly-tipping, it is recommended that the Contractor should follow the DEVB Technical Circular (Works) No. 6/2010 for Trip Ticket System for Disposal of Construction &amp; Demolition Materials issued by Development Bureau. In addition, it is also recommended that the Contractor should prepare and implement a Waste Management Plan detailing their various waste arising and waste management practices in</p>	Minimise impacts resulting from collection and transportation of inert C&D materials	Contractor	Project construction site / Throughout construction stage / Until completion of all construction activities		✓		Waste Disposal Ordinance (Cap 354); DEVB Technical Circular (Works) No.6/2010 for Trip Ticket System for Disposal of Construction & Demolition Materials; and ETWB Technical Circular (Works) No. 19/2005 Environmental Management on Construction Site

EIA Ref.	EM&A Ref.	Recommended Mitigation Measures	Objectives of the Recommended Measure & Main Concerns to address	Implementation Agent	Location / Duration of the measure	Implementation Stages <sup>1</sup>			Relevant Legislation & Guidelines
						Des	C	O	
		accordance with the relevant requirements of the ETWB Technical Circular (Works) No. 19/2005 Environmental Management on Construction Site							
7.5.1.4	6.2	<p><b>Chemical Waste</b></p> <p>If chemical wastes are produced at the construction site, the Contractor will be required to register with the EPD as a chemical waste producer and to follow the guidelines stated in the "Code of Practice on the Packaging Labelling and Storage of Chemical Wastes". Good quality containers compatible with the chemical wastes should be used, and incompatible chemicals should be stored separately. Appropriate labels should be securely attached on each chemical waste container indicating the corresponding chemical characteristics of the chemical waste, such as explosive, flammable, oxidising, irritant, toxic, harmful, corrosive, etc. The Contractor should use a licensed collector to transport and dispose of the chemical wastes at the approved Chemical Waste Treatment Centre or other licensed recycling facilities, in accordance with the Waste Disposal (Chemical Waste) (General) Regulation.</p> <p>Potential environmental impacts arising from the handling activities (including storage, collection, transportation and disposal of chemical waste) are expected to be minimal with the implementation of appropriate mitigation measures as recommended</p>	Implement good practices to avoid chemical waste impact.	Contractor	Project construction site / Throughout construction stage / Until completion of all construction activities		✓		Code of Practice on the Packaging Labelling and Storage of Chemical Wastes; Waste Disposal (Chemical Waste) (General) Regulation (Cap 354C)
7.5.1.5	6.2	<p><b>General Refuse</b></p> <p>General refuse should be stored in enclosed bins or compaction units separated from inert C&amp;D materials. A reputable waste collector should be employed by the Contractor to remove general refuse from the site, separately from inert C&amp;D materials. Preferably an enclosed and covered area should be provided to reduce the occurrence of 'wind blown' light material.</p>	Implement good practices to avoid odour nuisance or pest/vermin problem and waste impact.	Contractor	Project construction site / Throughout construction stage / Until completion of all construction activities		✓		Waste Disposal Ordinance (Cap 354); Public Health and Municipal Services Ordinance (Cap 132) - Public Cleansing and Prevention of Nuisances

EIA Ref.	EM&A Ref.	Recommended Mitigation Measures	Objectives of the Recommended Measure & Main Concerns to address	Implementation Agent	Location / Duration of the measure	Implementation Stages <sup>1</sup>			Relevant Legislation & Guidelines
						Des	C	O	
									Regulation
<b>Waste Management Implications – Operation Phase</b>									
7.5.2.1	6.3	<p><b>General Reuse</b></p> <p>General refuse should be collected on a daily basis and delivered to the refuse collection point accordingly. A reputable waste collector should be employed to remove general refuse regularly to avoid odour nuisance or pest/vermin problem. Sufficient recycling containers are recommended to be provided at suitable locations of the Project to encourage recycling of waste such as aluminium cans, plastics and waste paper.</p>	Implement good practices to avoid odour nuisance or pest/vermin problem and waste impact.	Future user	Project area / On a regular basis / Throughout operation stage			✓	Waste Disposal Ordinance (Cap 354)
7.5.2.2	6.3	<p><b>Chemical Waste</b></p> <p>If chemical wastes are expected to be produced during the operation phase, the Project Proponent should register with the EPD as a chemical waste producer and follow the guidelines stated in the "Code of Practice on the Packaging, Labelling and Storage of Chemical Wastes". Good quality containers compatible with the chemical wastes should be used, and incompatible chemicals should be stored separately. Appropriate labels should be securely attached on each chemical waste container indicating the corresponding chemical characteristics of the chemical waste, such as explosive, flammable, oxidising, irritant, toxic, harmful, corrosive, etc. Licensed collector should be deployed to transport and dispose of the chemical wastes at the approved Chemical Waste Treatment Centre or other licensed recycling facilities, in accordance with the Waste Disposal (Chemical Waste) (General) Regulation (Cap 354C).</p>	Implement good practices to avoid chemical waste impact.	Future user	Project area / On a regular basis / Throughout operation stage			✓	Code of Practice on the Packaging Labelling and Storage of Chemical Wastes; Waste Disposal (Chemical Waste) (General) Regulation (Cap 354C)
7.5.2.3	6.3	<p><b>Cartridge Casings</b></p> <p>All cartridge casings and bullet heads should be collected from the firing range daily and kept in the storeroom for disposal. A designated waste contractor should be employed to remove</p>	Minimise impacts resulting from collection and transportation of cartridge casings and bullet heads	Future user	Project area / On a regular basis / Throughout operation stage			✓	Waste Disposal Ordinance (Cap 354)

EIA Ref.	EM&A Ref.	Recommended Mitigation Measures	Objectives of the Recommended Measure & Main Concerns to address	Implementation Agent	Location / Duration of the measure	Implementation Stages <sup>1</sup>			Relevant Legislation & Guidelines
						Des	C	O	
		cartridge casings and bullet heads regularly.							
<b>Land Contamination – Construction Phase</b>									
8.6.1	7.2	In any case where contaminated soil is identified after the commencement of works, a Contamination Assessment Plan (CAP) is required to be prepared for EPD's endorsement prior to the site investigation. The Contamination Assessment Report (CAR) and/ or Remediation Action Plan (RAP) should be prepared for EPD's approval after the site investigation. If land contamination is confirmed, remediation works should be carried out according to the approved RAP. A Remediation Report (RR) should also be prepared for EPD's endorsement to demonstrate that the clean-up of the contaminated land is completed. No construction work or development of the site should be carried out before the approval of the RR.	Assessment is required for EPD approval in any case where contaminated soil is identified	Contractor	Project construction site / Before construction stage	✓			Guidance Note for Contaminated Land Assessment and Remediation; Guidance Manual for Use of Risk-based Remediation Goals for Contaminated Land Management; Practice Guide for Investigation and Remediation of Contaminated Land
8.6.1	7.2	The following mitigation measures are proposed for contaminated material excavation and transportation of contaminated materials (if any), in order to minimise the potentially adverse effects on the health and safety of construction workers and impacts arising from the disposal of potentially contaminated materials: <ul style="list-style-type: none"> <li>▪ To minimise the chance for construction workers to come into contact with any contaminated materials, bulk earth-moving excavation equipment should be employed;</li> <li>▪ Contact with contaminated materials can be minimised by wearing appropriate clothing and personal protective equipment such as gloves and masks (especially when working directly with contaminated material), provision of washing facilities and prohibition of smoking and eating on site;</li> <li>▪ Stockpiling of contaminated excavated</li> </ul>	Minimise impacts resulting from excavation and transportation of contaminated materials	Contractor	Project construction site / Throughout construction stage / Until completion of all construction activities		✓	Waste Disposal Ordinance (Cap 354) Waste Disposal (Chemical Waste) (General) Regulation (Cap 354C)	



EIA Ref.	EM&A Ref.	Recommended Mitigation Measures	Objectives of the Recommended Measure & Main Concerns to address	Implementation Agent	Location / Duration of the measure	Implementation Stages <sup>1</sup>			Relevant Legislation & Guidelines
						Des	C	O	
		<p>materials on site should be avoided as far as possible;</p> <ul style="list-style-type: none"> <li>▪ The use of any contaminated soil for landscaping purpose should be avoided unless pre-treatment was carried out;</li> <li>▪ Vehicles containing any excavated materials should be suitably covered to reduce dust emissions and / or release of contaminated wastewater;</li> <li>▪ Truck bodies and tailgates should be sealed to stop any discharge;</li> <li>▪ Only licensed waste haulers should be used to collect and transport contaminated material to treatment/disposal site and should be equipped with tracking system to avoid fly tipping;</li> <li>▪ Speed control for trucks carrying contaminated materials should be exercised;</li> <li>▪ Observe all relevant regulations in relation to waste handling, such as Waste Disposal Ordinance (Cap 354), Waste Disposal (Chemical Waste) (General) Regulation (Cap 354C) and obtain all necessary permits where required; and</li> <li>▪ Maintain records of waste generation, disposal quantities and disposal arrangements.</li> </ul>							
<b>Land Contamination – Operation Phase</b>									
8.6.2	7.3	<p>The implementation of appropriate mitigation measures for the underground storage tank and pipework, and refuelling activities is required to ensure that risk of land contamination as a result of fuel oil spills or leaks is kept to a practical minimum. Such measures should include the following:</p> <ul style="list-style-type: none"> <li>▪ Adherence to relevant design standards for storage tank and pipework;</li> </ul>	<p>Minimise the risk of land contamination from the operation of underground storage tank and pipework, and refuelling activities</p>	Future user	Project area / On a regular basis / Throughout operation stage			✓	<p>Waste Disposal Ordinance (Cap 354);</p> <p>Waste Disposal (Chemical Waste) (General) Regulation (Cap 354C)</p>

EIA Ref.	EM&A Ref.	Recommended Mitigation Measures	Objectives of the Recommended Measure & Main Concerns to address	Implementation Agent	Location / Duration of the measure	Implementation Stages <sup>1</sup>			Relevant Legislation & Guidelines
						Des	C	O	
		<ul style="list-style-type: none"> <li>▪ Regular inspections and maintenance;</li> <li>▪ Underground fuel storage tank should be placed within a concrete pit;</li> <li>▪ Refuelling service area should be concrete-paved;</li> <li>▪ Provision of spill control materials and equipment on site (e.g. absorbent materials, goggles, protective masks, nitrile gloves, disposal bags etc.);</li> <li>▪ If the fuel leakage or spillage occur during refuelling activities, the activities should be immediately stopped; and</li> <li>▪ Fuel leakage or spillage should be contained and cleaned up immediately. Waste fuel oil should be collected and stored for recycling or disposal in accordance with the Waste Disposal Ordinance (Cap 354).</li> </ul>							
<b>Ecological Impact</b>									
9.7.1	8.3	<p><b>Detailed Vegetation Survey</b></p> <p>A detailed vegetation survey should be conduct to update the exact locations, number and condition of individuals of Cycad-fern <i>Brainea insignis</i>, Fortune's Keteleeria <i>Keteleeria fortunei</i> and Ladies Tresses <i>Spiranthes sinensis</i> and any other flora species of conservation interest within the proposed works area prior to the commencement of site clearance.</p>	To ensure no flora species of conservation interest will be affected.	Qualified botanist/ecologist of the ET	Project construction site / For once / Before site clearance	✓			EIAO-TM; Hong Kong Ordinance Cap. 96
9.7.1	8.3	<p><b>Temporary Protective Fence for Flora Species of Conservation Interest</b></p> <p>During construction phase, erection and maintenance of a temporary protective fence enclosing the flora species of conservation interest identified under the detailed vegetation survey is recommended.</p> <p>Monthly monitoring of any other flora species of conservation interest identified in the detailed vegetation survey should be conducted during the</p>	<p>To avoid potential impact on flora species of conservation interest from construction activities such as materials storage;</p> <p>To make sure that the flora species of conservation interest are not affected by the construction activities of</p>	Contractor	Project construction site / Throughout construction stage / Until completion of all construction activities		✓		EIAO-TM

EIA Ref.	EM&A Ref.	Recommended Mitigation Measures	Objectives of the Recommended Measure & Main Concerns to address	Implementation Agent	Location / Duration of the measure	Implementation Stages <sup>1</sup>			Relevant Legislation & Guidelines
						Des	C	O	
		construction phase.	the Project						
9.7.2	8.2	<p><b>Precautionary Measures for Butterfly Species of Conservation Interest</b></p> <p>It is recommended to consider inclusion of the common grass species <i>Ischaemum barbatum</i> and <i>Zanthoxylum nitidum</i> in the proposed vegetation planting or the Landscape Master Plan for the Project Site.</p>	To benefit butterfly species of conservation interest Small Three-ring and Swallowtail by providing their larval food plants	Design Architect / Contractor	Project area / During design stage / Throughout operation phase	✓		✓	EIAO-TM
<b>Landscape and Visual Impacts – Construction Phase</b>									
Table 10.11	Table 9.1	<p>CM01: Trees / woodland within the Project Site which are unaffected by the works shall be protected and preserved during the detailed design stage and construction phase. The tree preservation proposals shall be coordinated with the layout and design of the engineering and architectural works at detailed design stage for further retention of individual trees. The preservation of existing tree shall provide instant greening and screening effect for proposed works. Tree protection works will be undertaken in accordance with DEVB TC(W) 7/2015 on “Tree Preservation” and tree risk assessment in accordance with “Guidelines for Tree Risk Assessment and Management Arrangement” by DEVB.</p>	Preserve and protect existing trees	Contractor	Project area / During design stage / construction phase / Establishment Period	✓	✓		<p>EIAO-TM;</p> <p>Protection of Endangered Species of Animals and Plants Ordinance (Cap 586);</p> <p>DEVB TC(W) No. 6/2015 – Maintenance of Vegetation and Hard Landscape Features;</p> <p>ETWB TCW No. 29/2004 – Registration of Old and Valuable Trees, and Guidelines for their Preservation;</p> <p>DEVB TC(W) No. 07/2015 -Tree Preservation;</p> <p>ETWB (2/2007) - General Guidelines on Tree Pruning;</p> <p>GLTMS (12/2013)</p>

EIA Ref.	EM&A Ref.	Recommended Mitigation Measures	Objectives of the Recommended Measure & Main Concerns to address	Implementation Agent	Location / Duration of the measure	Implementation Stages <sup>1</sup>			Relevant Legislation & Guidelines
						Des	C	O	
									- Guidelines for Tree Risk Assessment and Management Arrangement on an Area Basis and on a Tree Basis
Table 10.11	Table 9.1	CM02: If removal of trees unavoidable due to construction impacts, trees will be transplanted where technically feasible in accordance with "Guidelines on Tree Transplanting" by DEVB and HQ/GN/13 and HQ/GN/13 – Interim Guidelines for Tree Transplanting Works under Highways Department's Vegetation Maintenance Ambit where applicable.	Preserve and protect existing trees	Contractor	Project area / During design stage / construction phase / Establishment Period	✓	✓		As above
Table 10.11	Table 9.1	CM03: Construction area control, where possible, to ensure that the landscape and visual impacts arising from the construction activities are minimised. This includes the reduction of the extent and location of working areas to avoid sensitive LRs, siting of offices or temporary structures so that they are not visually prominent, and consideration of detailed schedules to shorten the construction period. Temporary landscape treatments are considered to be adopted such as applying hydro-seeding on temporary stockpiles and areas of earthworks to alleviate the potential impacts and minimise soil erosion.	Minimise landscape and visual impacts.	Contractor	Project area / During design stage / construction phase.		✓		EIAO-TM
Table 10.11	Table 9.1	CM04: Replanting of existing / disturbed vegetation shall be undertaken as soon as technically feasible during the construction phase. The priority shall be areas at the periphery of the site to ensure that proposed planting fulfils its role in mitigating the predicted impacts including screening views of the proposals as early as possible during the operation phase.	Maximise the mitigation effect of the planting to minimise landscape and visual impacts.	Contractor	Project area / During design stage / construction phase / Establishment Period		✓		EIAO-TM
Table 10.11	Table 9.1	CM05: Decorative screen hoarding will be erected along areas of the construction works site	Minimise landscape and visual impacts.	Contractor	Project area – areas adjacent to sensitive		✓		EIAO-TM

EIA Ref.	EM&A Ref.	Recommended Mitigation Measures	Objectives of the Recommended Measure & Main Concerns to address	Implementation Agent	Location / Duration of the measure	Implementation Stages <sup>1</sup>			Relevant Legislation & Guidelines
						Des	C	O	
		boundary where the works site borders publically accessible routes and/or is close to visually sensitive receivers (VSRs) to screen undesirable views of the works site. It is proposed that the screening be compatible with the surrounding environment and where possible, non-reflective, recessive colours be used.			receivers / During construction phase.				
<b>Landscape and Visual Impacts – Operation Phase</b>									
Table 10.12	Table 9.2	OM01: Detailed design of development components should reduce landscape footprint and visibility of structures. The area allowed for any development components should be reduced to a practical minimum.	Minimise landscape and visual impacts.	Detailed Designer / Consultants	Project area / During design phase	✓			EIAO-TM; PNAP 152 – Sustainable Building Design Guidelines; Hong Kong Planning Standards and Guidelines; Urban Design Guidelines
Table 10.12	Table 9.2	OM02: The form, textures, finishes and colours of the proposed development components should be compatible with the existing surroundings. Light earthy tone colours such as shades of green, grey, brown and off- white may be utilised where technically feasible to reduce the visibility of the development components, including all roadwork, buildings and noise barriers etc. To further improve visual amenity, natural building materials such as stone and timber, should be preferably adopted for architectural features, where technically feasible.  The proposed use of a responsive design for the disposition of the main elements of the proposed scheme including the locations of buildings and utility structures. Grouping of utilities and infrastructure components into proposed buildings as far as technically feasible to reduce the mass of development. The disposition and height profile of the developments and above	Minimise landscape and visual impacts.	Detailed Designer / Consultants	Project area / During design phase	✓			EIAO-TM; PNAP 152 – Sustainable Building Design Guidelines; Hong Kong Planning Standards and Guidelines; Urban Design Guidelines

EIA Ref.	EM&A Ref.	Recommended Mitigation Measures	Objectives of the Recommended Measure & Main Concerns to address	Implementation Agent	Location / Duration of the measure	Implementation Stages <sup>1</sup>			Relevant Legislation & Guidelines
						Des	C	O	
		ground utilities structures to respond to the existing context particularly the existing landform and preserved trees. Proposals designed to minimise the 'wall effects' and create a subtle transition at the edges of the site where it meets the rural landscape. Measures may include the creation of setbacks, articulating the development frontage and maintenance of view corridors to enhance the sense of visual integration with the existing context, avoid abrupt transitions between the existing and proposed built environment and reduce the apparent visual mass of the proposed developments.							
Table 10.12	Table 9.2	OM03: The design of the proposed Engineering Structures such as the proposed road layout and any ancillary structures including the sewage pumping station and the Ma Tso Lung Firing Range should pay particular attention to the appearance and construction methods. The detailed design landscape consultants shall work in unison with the engineers on the aesthetic aspects of the structures and their relationship with the landscape. The design of engineering structures shall avoid any unnecessary visual clutter achieved through the co-ordination of the various engineering disciplines involved to arrive at integrated design solutions.	Minimise landscape and visual impacts.	Detailed Designer / Consultants	Project area / During design phase	✓			EIAO-TM
Table 10.12	Table 9.2	OM04: The proposed treatment of Retaining Wall and Slopes will be undertaken in accordance with GEO Publication No. 1/2011 "Technical Guidelines on Landscape Treatment and Bio-engineering for Man-made Slopes and Retaining Walls". These engineering structures will be aesthetically enhanced through the use of soft landscape works including tree and shrub planting to give man-made slopes a more natural appearance blending into the local rural landscape.	Minimise landscape and visual impacts.	Detailed Designer / Consultants	Project area / During design phase	✓			EIAO-TM; GEO Publication No. 1/2011 Technical Guideline on Landscape Treatment for Slopes; DEVB TC(W) No. 6/2015 – Maintenance of Vegetation and Hard Landscape

EIA Ref.	EM&A Ref.	Recommended Mitigation Measures	Objectives of the Recommended Measure & Main Concerns to address	Implementation Agent	Location / Duration of the measure	Implementation Stages <sup>1</sup>			Relevant Legislation & Guidelines
						Des	C	O	
									Features
Table 10.12	Table 9.2	<p>OM05: All compensatory planting of trees is to be carried out in accordance with DEVB TCW No. 7/2015. A total woodland compensation area of 5.54 ha is proposed. The planting proposals will utilise largely native species in accordance with GLTM/DEVB's - Guiding Principles on Use of Native Plant Species in Public Works Projects. Some compensatory shrub and ground cover planting will also be provided within the woodland area to create a more structurally diverse woodland. 5,869 nos. new trees will be planted as compensation including some 4,317 nos. will be planted within the Project site, 1,400 nos. alongside KNP Road, and 152 nos. to compensate for the existing dead trees to be removed.</p> <p>Woodland areas will utilise a combination of large sized tree stock (including heavy standard sized trees) and whip sized trees to create a more naturalistic effect and screen views of the new structures and buildings.</p> <p>Whip sized tree planting is preferred on the face of soil cut slopes and for general woodland areas where screening is not a priority. The smaller, younger plant stock will adapt to their new growing conditions more quickly than larger sized stock and establish a naturalistic effect more rapidly. Roadside and amenity planting will utilise largely heavy standard sized trees.</p>	Minimise landscape and visual impacts.	Contractors	Project area / During design phase	✓	✓		<p>EIAO-TM;</p> <p>DEVB TC(W) No. 7/2015 – Tree Preservation;</p> <p>DEVB TC(W) No. 2/2012 - Allocation of Space for Quality Greening on Roads;</p> <p>DEVB TC (W) No.3/2012 - Site Coverage of Greenery for Government Building Projects;</p> <p>DEVB TC (W) No.2/2013 - Greening on Footbridges and Flyovers;</p> <p>ETWB TCW No. 6/2015 – Maintenance of Vegetation and Hard Landscape Features;</p> <p>LTM/DEVB's - Guiding Principles on Use of Native Plant Species in Public Works Projects.</p>
Table 10.12	Table 9.2	OM06: Tree planting using larger sized tree stock shall be provided to screen the proposed structures and associated facilities. Wherever possible the planting will utilise native species. This measure will form part of the compensatory	Minimise landscape and visual impacts.	Contractors	Project area / During design phase	✓	✓		As above

EIA Ref.	EM&A Ref.	Recommended Mitigation Measures	Objectives of the Recommended Measure & Main Concerns to address	Implementation Agent	Location / Duration of the measure	Implementation Stages <sup>1</sup>			Relevant Legislation & Guidelines
						Des	C	O	
		planting and will improve compatibility with the surrounding environment and create a pleasant pedestrian environment.							
Table 10.12	Table 9.2	OM07: Roadside amenity planting using predominantly native species shall be provided, to enhance the landscape and visual quality of the existing and proposed transport routes and car parks.	Minimise landscape and visual impacts.	Contractors	Project area / During design phase	✓	✓		As above
Table 10.12	Table 9.2	OM08: Creation of new grassland areas approximately 1.02 ha in size. Inclusion of common grass species <i>Ischaemum barbatum</i> and <i>Zanthoxylum nitidum</i> (the larval food plants for butterfly species).	Minimise landscape and visual impacts.	Contractors	Project area / During design phase	✓	✓		As above
Table 10.12	Table 9.2	OM09: Green roofs predominantly using native species shall be introduced where technically feasible on proposed buildings to reduce exposure of untreated concrete surfaces; enhance the sustainability of the design and mitigate visual impact to VSRs at high levels. Location and extent of green roof subject to detailed design.	Minimise landscape and visual impacts.	Contractors	Project area / During design phase	✓	✓	✓	EIAO-TM; PNAP 152 – Sustainable Building Design Guidelines; Hong Kong Planning Standards and Guidelines; Urban Design Guidelines; DEVB TC (W) No.3/2012 - Site Coverage of Greenery for Government Building Projects
Table 10.12	Table 9.2	OM10: Vertical planting shall be introduced using predominantly native species to soften the hard, vertical surfaces of the proposed development components including the walls of the proposed buildings and retaining walls. Planting to utilise climbing and trailing plants. Location and extent of vertical greening subject to detailed design.	Minimise landscape and visual impacts.	Contractors	Project area / During design phase	✓	✓		EIAO-TM; PNAP 152 – Sustainable Building Design Guidelines; Hong Kong Planning Standards and



EIA Ref.	EM&A Ref.	Recommended Mitigation Measures	Objectives of the Recommended Measure & Main Concerns to address	Implementation Agent	Location / Duration of the measure	Implementation Stages <sup>1</sup>			Relevant Legislation & Guidelines
						Des	C	O	
									Guidelines; Urban Design Guidelines; DEVB TC (W) No.3/2012 - Site Coverage of Greenery for Government Building Projects
Table 10.12	Table 9.2	OM11: Where technically feasible utilise a green paving approach such as grass-crete or grass-grid to maximise the area of planting and reduce the area of hard paving. Location and extent of green paving subject to detailed design. This includes the use of permeable paving where grass-crete / grass grid is not practicable.	Minimise landscape and visual impacts.	Contractors	Project area / During design phase	✓	✓		EIAO-TM; PNAP 152 – Sustainable Building Design Guidelines; DEVB TC (W) No.3/2012 - Site Coverage of Greenery for Government Building Projects
Table 10.12	Table 9.2	OM12: Street and night time lighting glare will be controlled to minimize glare impact to adjacent VSRs during the operation stage.	Minimise landscape and visual impacts.	Contractors	Project area / During design phase	✓		✓	EIAO-TM
<b>Impact of Hazard to Life – Construction Phase</b>									
N/A									
<b>Impact of Hazard to Life – Operation Phase</b>									
11.7.7	10.1	A list of recommendations / good practices are proposed:  1. All DG store should be constructed according to the standards and recommendations by Fire Services Department, having adequate fire-fighting facilities, proper ventilation and fire-proofing requirement.  2. All DGs such as paints and solvents should be stored in their respective DG rooms.	Minimize hazards in the proposed police facility	Project Manager / Project Engineer / Operating staff	Project Area / During design and operation phase	✓		✓	EIAO-TM

EIA Ref.	EM&A Ref.	Recommended Mitigation Measures	Objectives of the Recommended Measure & Main Concerns to address	Implementation Agent	Location / Duration of the measure	Implementation Stages <sup>1</sup>			Relevant Legislation & Guidelines
						Des	C	O	
		<p>3. Adequate fire-fighting equipment, such as fire extinguishers, fire sand etc. should be present during kerosene refuelling operation on the helipad.</p> <p>4. Proper earthing equipment and procedures should be in place to prevent accumulation of static electricity during kerosene refuelling operation.</p> <p>5. GFS kerosene road tanker and the helicopter pilot should follow the established protocol for arriving at the helipad to prevent helicopter crashing on the road tanker.</p> <p>6. Refuelling will only be performed in daytime</p> <p>7. Underground storage tanks will be used for petrol/diesel storage</p> <p>8. Kerosene pump will be equipped with pressure switch to prevent overfilling</p>							

Note 1: Des = Design; C = Construction; O = Operation

---

---

**APPENDIX G  
SITE AUDIT SUMMARY**

---

---

**Appendix G: Site Audit Summary**

**Table G-1: Observations and Follow Up Action of Site Audit in October 2023**

Parameters	Date	Observations	Follow Up Action
Air Quality	--	No environmental deficiency was identified during the reporting month.	--
Construction Noise Impact	--	No environmental deficiency was identified during the reporting month.	--
Water Quality	24-10-2023	General refuse was observed inside the scrap metal collection cage	<ol style="list-style-type: none"> <li>1. General refuse was removed</li> <li>2. General refuse should be stored in enclosed bins</li> <li>3. Training in proper waste management is provided for site personnel.</li> </ol>
Waste/ Chemical Management	--	No environmental deficiency was identified during the reporting month.	--
Landscape and Visua	--	No environmental deficiency was identified during the reporting month.	--
Ecology	--	No environmental deficiency was identified during the reporting month.	--
Permit /Licences	--	No environmental deficiency was identified during the reporting month.	--
Others	03-10-2023	Stagnant water is observed.	<ol style="list-style-type: none"> <li>1. The pipes for water discharge are well positioned to prevent the accumulation of standing water and leakage in the event of damage. The water outlet level is either lower than or at the same level as the water inlet</li> <li>2. No usage of washing facility until secured connection without leakage between sink and pipes during trial with full loading.</li> <li>3. Spot for relocation of sinks</li> </ol>

**Table G-2: Observations and Follow Up Action of Site Audit in November 2023**

Parameters	Date	Observations	Follow Up Action
Air Quality	--	No environmental deficiency was identified during the reporting month.	--
Construction Noise Impact	--	No environmental deficiency was identified during the reporting month.	--
Water Quality	--	No environmental deficiency was identified during the reporting month.	--
Waste/ Chemical Management	--	No environmental deficiency was identified during the reporting month.	--
Landscape and Visua	--	No environmental deficiency was identified during the reporting month.	--
Ecology	--	No environmental deficiency was identified during the reporting month.	--
Permit /Licences	--	No environmental deficiency was identified during the reporting month.	--
Others	--	No environmental deficiency was identified during the reporting month.	--

**Table G-3: Observations and Follow Up Action of Site Audit in December 2023**

Parameters	Date	Observations	Follow Up Action
Air Quality	--	No environmental deficiency was identified during the reporting month.	--
Construction Noise Impact	--	No environmental deficiency was identified during the reporting month.	--
Water Quality	--	No environmental deficiency was identified during the reporting month.	
Waste/ Chemical Management	29-12-2023	1. The chemical is left lying around 2. The materials other than plastic have been observed and stored within the confines of the plastic recycling cage	1. The Chemical is stored, not left lying around 2. The plastic recycling cage is only for the containment of plastic materials
Landscape and Visua	--	No environmental deficiency was identified during the reporting month.	--
Ecology	--	No environmental deficiency was identified during the reporting month.	--
Permit /Licences	--	No environmental deficiency was identified during the reporting month.	--
Others	--	No environmental deficiency was identified during the reporting month.	--

---

---

**APPENDIX H  
WASTE GENERATION IN THE  
REPORTING PERIOD**

---

---

Name of Department: ArchSD

## Monthly Summary Waste Flow Table for 2023 (year)

Project : Design and Construction of Kong Nga Po Police Training Facilities

Contract No.: SS K509

Month	Actual Quantities of Inert C&D Materials Generated Monthly							Actual Quantities of C&D Wastes Generated Monthly				
	Total Quantity Generated	Hard Rock and Large Broken Concrete	Bituminous Material	Reused in the Contract	Reused in other Projects	Disposed as Public Fill	Imported Fill	Metals	Paper/ cardboard packaging	Plastics (see Note 3)	Chemical Waste	Others, e.g. general refuse
	(in '000m <sup>3</sup> )	(in '000m <sup>3</sup> )	(in '000m <sup>3</sup> )	(in '000m <sup>3</sup> )	(in '000m <sup>3</sup> )	(in '000m <sup>3</sup> )	(in '000m <sup>3</sup> )	(in '000 kg)	(in '000kg)	(in '000kg)	(in '000kg)	(in '000 m <sup>3</sup> )
Jan	0.000	0.000	0.000	0.000	0.000	0.000	0.000	0.000	0.000	0.000	0.000	0.000
Feb	0.000	0.000	0.000	0.000	0.000	0.000	0.000	0.000	0.000	0.000	0.000	0.000
Mar	0.000	0.000	0.000	0.000	0.000	0.000	0.000	0.000	0.000	0.000	0.000	0.007
Apr	0.000	0.000	0.000	0.000	0.000	0.000	0.000	0.000	0.000	0.000	0.000	0.013
May	0.000	0.000	0.000	0.000	0.000	0.000	0.000	0.000	0.041	0.002	0.000	0.020
Jun	0.988	0.000	0.000	0.000	0.000	0.988	0.000	0.000	0.000	0.003	0.000	0.046
<b>Sub-total</b>	<b>0.988</b>	<b>0.000</b>	<b>0.000</b>	<b>0.000</b>	<b>0.000</b>	<b>0.988</b>	<b>0.000</b>	<b>0.000</b>	<b>0.041</b>	<b>0.005</b>	<b>0.000</b>	<b>0.085</b>
Jul	1.547	0.000	0.000	0.000	0.000	1.547	0.000	0.000	0.000	0.009	0.000	0.065
Aug	4.628	0.000	0.000	0.000	0.000	4.628	0.000	0.000	0.000	0.009	0.000	0.065
Sep	0.306	0.000	0.000	0.000	0.000	0.306	0.000	0.000	0.000	0.004	0.000	0.065
Oct	0.117	0.000	0.000	0.000	0.000	0.117	0.000	0.000	0.000	0.000	0.000	0.111
Nov	0.033	0.000	0.000	0.000	0.000	0.033	0.000	0.000	0.000	0.000	0.000	0.150
Dec	9.178	0.000	0.000	0.000	0.000	9.178	0.000	0.000	0.000	0.026	0.000	0.117
<b>Total</b>	<b>16.796</b>	<b>0.000</b>	<b>0.000</b>	<b>0.000</b>	<b>0.000</b>	<b>16.796</b>	<b>0.000</b>	<b>0.000</b>	<b>0.041</b>	<b>0.054</b>	<b>0.000</b>	<b>0.657</b>

- Notes:
- (1) The performance targets are given in the Particular Specification on Environmental Management Plan.
  - (2) The waste flow table shall also include construction waste that are specified in the Contract to be imported for use at the site.
  - (3) Plastics refer to plastic bottles/containers, plastic sheets/foam from packaging material.
  - (4) Broken concrete for recycling into aggregates.
  - (5) If necessary, use the conversion factor: 1 full load of dumping truck being equivalent to 6.5 m3 by volume.



---

---

**APPENDIX I  
COMPLAINT LOG**

---

---

## Appendix I - Complaint Log

Reporting quarterly month: October to December 2023

Complaint Log Ref.	EPD Log Ref.	Location	Received Date	Details of Complaint	Investigation/ Mitigation Action Status	Status
C001	N07/RN/00020836-23	Kong Nga Po Road (Lamp post GD0470)	29-Aug-23	The complainant alleged that the general construction noise except renovation (within Restricted Hours) from at Kong Nga Po Road (Lamp post GD0470), and commented that "晚上八九點地盤有噪音有人工作". The work sites under complaint are adjacent to the captioned Designated Project area.	<p>Record of Site Investigation Refer to the public complaint which was no mention the certain time, based on daily record provided, CSJV was confirmed that the working period on 26, 27 &amp; 28 Aug 2023 and the working hours were within the approved restricted hour. The equipment applied on the mentioned periods were listed in the Group D of the CNP No. GW-RN0882-23 (Effective date from 24/08/2023 to 23/11/2023)</p> <p>According to the written reply, the Contractor has implemented both the notification of the neighborhood on the schedule of night works and erect noise barriers to screen noisy works for neighborhood. Please be advised that the Contractor is strictly adhering to the conditions of the construction noise permit.</p>	Closed
C002	N07/RN/00029993-23	The river(s) near the San Uk Ling Holding Centre	14-Dec-23	The complainant alleged that the river(s) near the San Uk Ling Holding Centre has recently had a large amount of soil/muddy water. (新屋嶺扣留中心附近的河流，近日有大量黃泥水)	<p>Record of Site Investigation In reference to the public complaint, it has been noted that the complainant did not provide a precise description of the river(s) location adjacent to the San Uk Ling Holding Centre, where there has been a recent influx of soil-laden water.</p> <p>EPD officers carried out site inspection on 15/12/2023 at 11:20 –12:00. EPD officers checked the U-channels, catchpits and wastewater treatment facility at WTF. No water including muddy water was discharged from Construction sites to the drainage. The Contractor has checked the drainage and wastewater treatment facilities at WTF and SOTF, which is near the complaint area. No water was discharged from the above locations.</p> <p>Advice: For the Contractor: 1)The Contractor strictly complies with the requirements of relevant environmental ordinances</p>	Closed

				<p>and EM&amp;A Manual.</p> <p>2)The promotional flyer contains a Community Liaison Hotline: 9790 2879 that can be placed in residents' mailboxes, so they can directly contact you to resolve environmental issues.</p> <p>For EPD officer:</p> <p>1)Please consider that the Community Liaison Hotline: 9790 2879 will be provided for the complainant to directly contact the Contractor to resolve environmental issues.</p> <p>2) Please consider encouraging the complainant to provide more accurate and detailed information to facilitate our follow-up efforts.</p>
--	--	--	--	---

Cumulative Complaint Log

Complaint Log Reporting Period	Total no. of Complaint Received
This reporting quarterly month	1
From 1st April 2023 to end of the reporting month	2

---

---

**APPENDIX J  
SUMMARY OF SUCCESSFUL  
PROSECUTION**

---

---

**Appendix J - Summary of Successful Prosecution**

**Reporting Quarter: October to December 2023**

Date of Successful Prosecution	Details of the Successful Prosecution	Status	Follow Up
--	--	--	--